Tamkang University

Social Media Apps Programming

jQuery Mobile

1061SMAP06
TLMXM1A (8648) (M2143) (Fall 2017)
(MIS MBA) (2 Credits, Elective) [Full English Course]
Fri 8,9 (15:10-17:00) B206

Min-Yuh Day, Ph.D.
Assistant Professor
Department of Information Management
Tamkang University

http://mail.tku.edu.tw/myday

2017-10-27

Course Schedule (1/2)

Tamkang University

Week	Date	Subject/Topics
1	2017/09/22	Course Orientation and Introduction to Social Media and Mobile Apps Programming
2	2017/09/29	Introduction to Android / iOS Apps Programming
3	2017/10/06	Developing Android Native Apps with Java (Android Studio)
4	2017/10/13	Developing iPhone / iPad Native Apps with Swift (XCode)
5	2017/10/20	Mobile Apps using HTML5/CSS3/JavaScript
6	2017/10/27	jQuery Mobile
7	2017/11/03	Create Hybrid Apps with Phonegap
8	2017/11/10	jQuery Mobile/Phonegap
9	2017/11/17	jQuery Mobile/Phonegap

Course Schedule (2/2)

Tamkang University

Week	Date	Subject/Topics
10	2017/11/24	Midterm Project Report
11	2017/12/01	Case Study on Social Media Apps Programming and Marketing in Google Play and App Store
12	2017/12/08	Google Cloud Platform
13	2017/12/15	Google App Engine
14	2017/12/22	Google Map API
15	2017/12/29	Facebook API (Facebook JavaScript SDK) (Integrate Facebook with iOS/Android Apps)
16	2018/01/05	Twitter API
17	2018/01/12	Final Project Presentation
18	2018/01/19	Final Exam Week (Final Project Presentation)

Outline

- jQuery Mobile
  - JavaScript Library
  - jQuery
  - jQuery UI
- Demo
  - Building Mobile Apps with JQuery Mobile

Android /iOS Apps Programming

Native Apps

Hybrid Apps

Mobile Web Apps

App Development Comparison

	Device Access	Speed	Development Cost	App Store	Approval Process
Native Apps	Full	Very Fast	Expensive	Available	Mandatory
Hybrid Apps	Full	Native Speed as Necessary	Reasonable	Available	Low Overhead
Web Apps	Partial	Fast	Reasonable	Not Available	None

Source: http://www.scribd.com/doc/50805466/Native-Web-or-Hybrid-Mobile-App-Development

Learn HTML5 and JavaScript for iOS: Web Standards-based Apps for iPhone, iPad, and iPod touch, Scott Preston, Apress, 2012

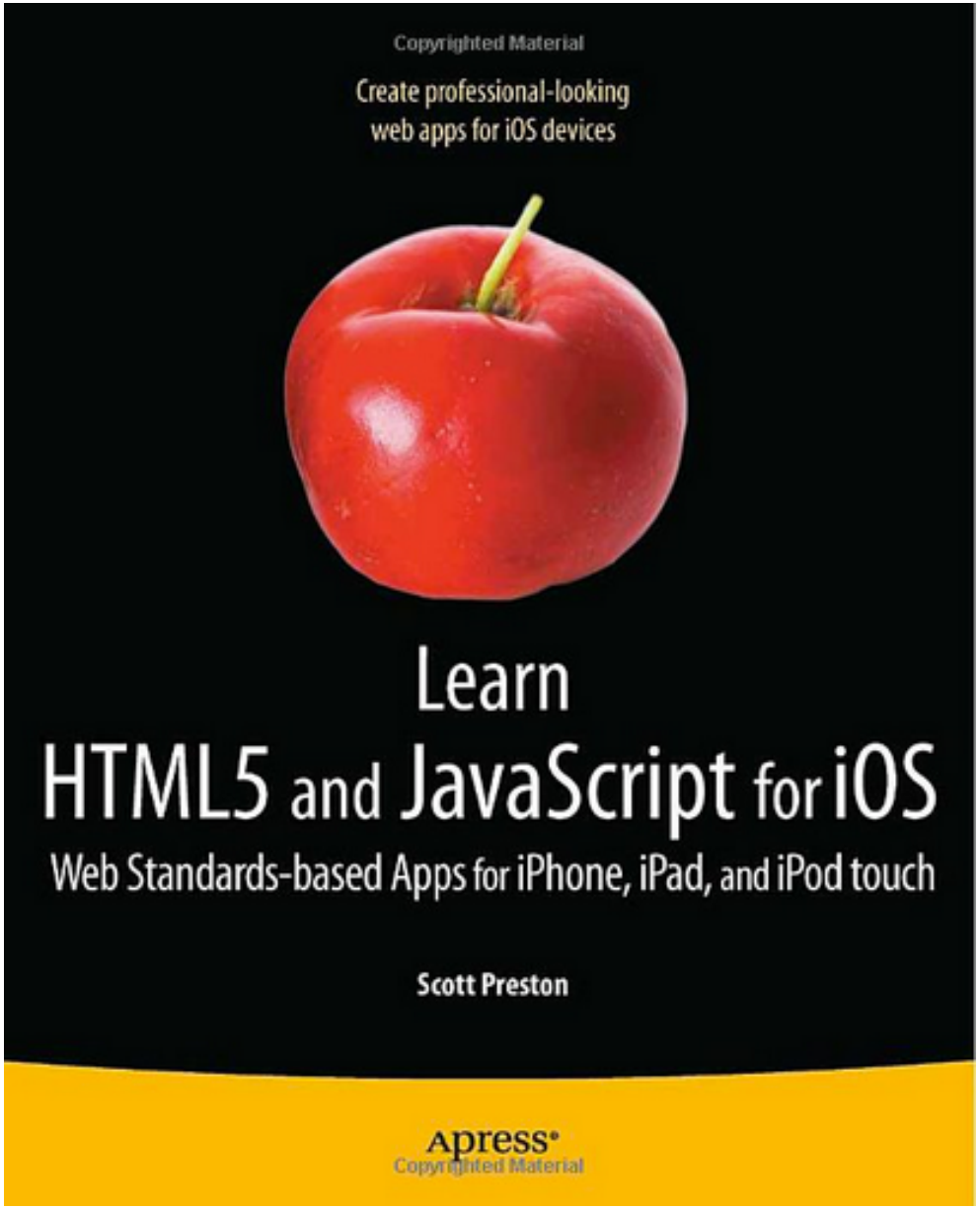

Source: http://www.amazon.com/Learn-HTML5-JavaScript-iOS-Standards-based/dp/1430240385

Mobile Web App

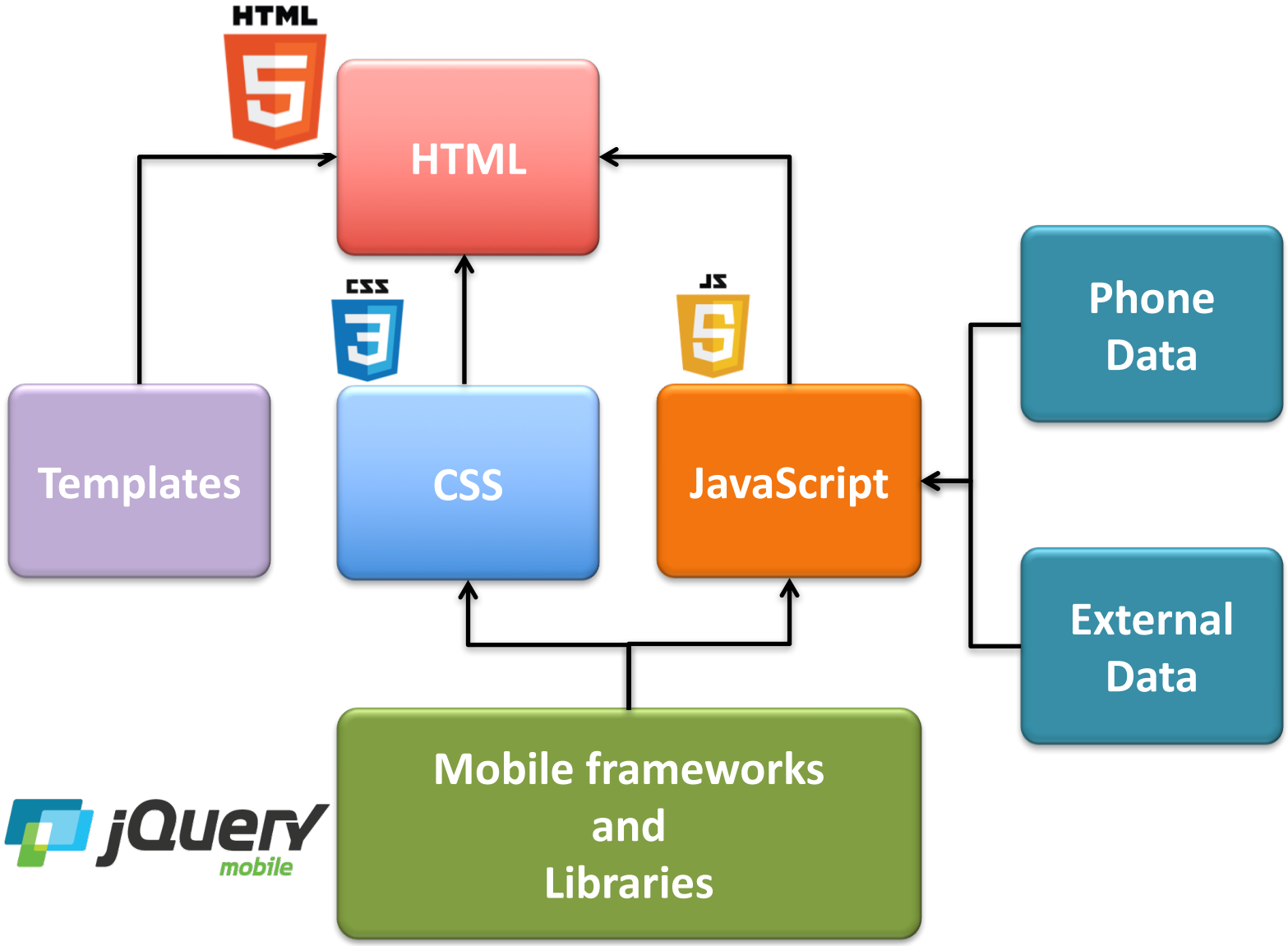

Source: Scott Preston, Learn HTML5 and JavaScript for iOS: Web Standards-based Apps for iPhone, iPad, and iPod touch, Apress, 2012

MVC Framework of Mobile Apps (HTML5, CSS3, JavaScript)

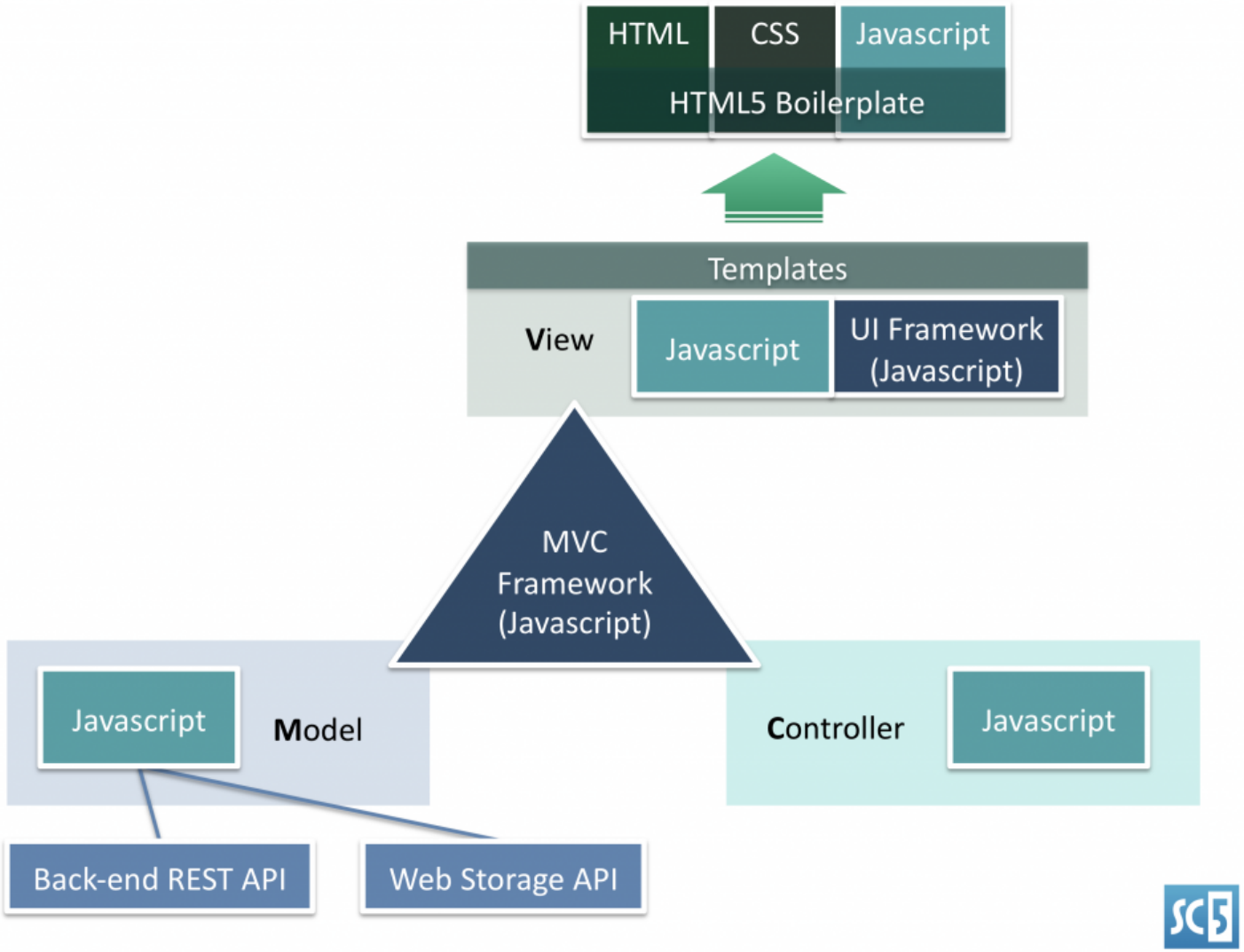

Source: http://sc5.io/blog/2012/02/anatomy-of-a-html5-app/

Progressive Web App (PWA)
Single-Page Application (SPA)
Responsive Web Design (RWD)
Responsive Front-end Framework
Google Material Design

Mobile frameworks and Libraries

jQuery Mobile

jquerymobile.com

Plugins | Contribute | Events | Support | jQuery Foundation

jQuery mobile

Your donations help fund the continued development and growth of **jQuery**.

SUPPORT THE PROJECT

Demos | Download | API Documentation | Themes | Resources | Blog | About

Search

A Touch-Optimized Web Framework

jQuery Mobile is a HTML5-based user interface system designed to make responsive web sites and apps that are accessible on all smartphone, tablet and desktop devices.

Download jQuery Mobile

Custom download

Latest stable

Version 1.4.5

jQuery 1.8 - 1.11 / 2.1

Seriously cross-platform with HTML5

jQuery Mobile framework takes the "write less, do more" mantra to the next level: Instead of writing unique applications for each mobile device or OS, the jQuery mobile framework allows you to design a single highly-branded responsive web site or application that will work on all popular smartphone, tablet, and desktop platforms.

Browser Support

Developer Links

- Source Code (GitHub)
- jQuery Mobile Git (WIP Build)
  - JavaScript
  - CSS
- Report an issue
- Browser Support
- Changelogs

http://jquerymobile.com/

Bootstrap

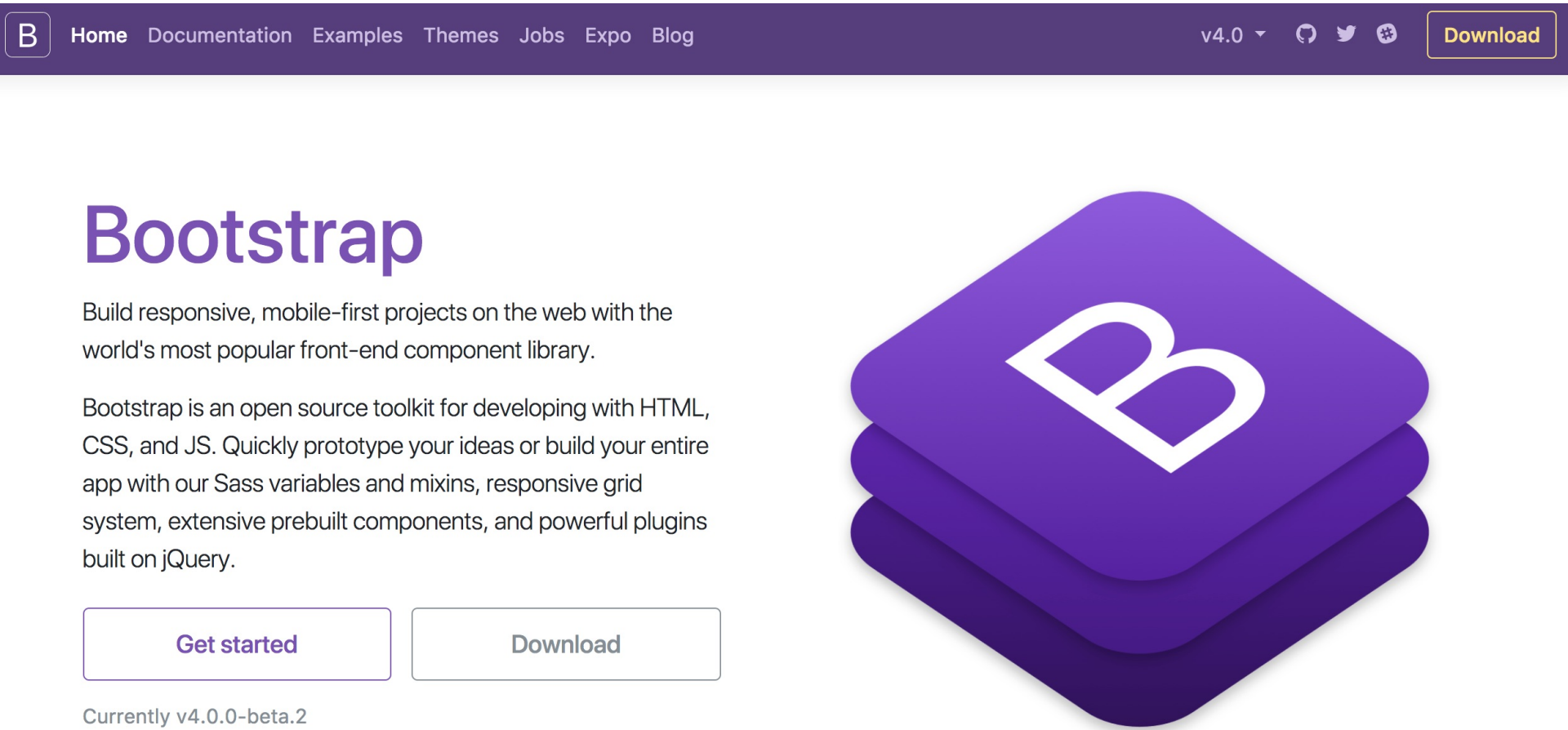

http://getbootstrap.com/

Angular



https://angular.io/

React js

React Docs Tutorial Community Blog Search docs v16.0.0 GitHub

React

A JavaScript library for building user interfaces

Get Started Take the Tutorial

Declarative

React makes it painless to create interactive UIs. Design simple views for each state in your application, and React will efficiently update and render just the

Component-Based

Build encapsulated components that manage their own state, then compose them to make complex UIs.

Learn Once, Write Anywhere

We don't make assumptions about the rest of your technology stack, so you can develop new features in React without rewriting existing code.

https://reactjs.org/

React Native

React Native 0.49 Docs Community Blog Search docs... GitHub React

React Native

Learn once, write anywhere: Build mobile apps with React

Get Started Learn the Basics

Build native mobile apps using JavaScript and React

React Native lets you build mobile apps using only JavaScript. It uses the same design as React, letting you compose a rich mobile UI from declarative components.

```
import React, { Component } from 'react';
import { Text, View } from 'react-native';

class WhyReactNativeIsSoGreat extends Component {
  render() {
    return (
      <View>
        <Text>
          If you like React on the web, you'll like React Native.
        </Text>
        <Text>
```

https://facebook.github.io/react-native/

Vue.js

Vue.js

Learn Ecosystem Team Support Vue Translations

The Progressive JavaScript Framework

GET STARTED GITHUB

Approachable

Already know HTML, CSS and JavaScript? Read the guide and start building things in no time!

Versatile

An incrementally adoptable ecosystem that scales between a library and a full-featured framework.

Performant

20KB min+gzip Runtime
Blazing Fast Virtual DOM
Minimal Optimization Efforts

https://vuejs.org/

PhoneGap:
Mobile Apps Powered by Open Web Tech

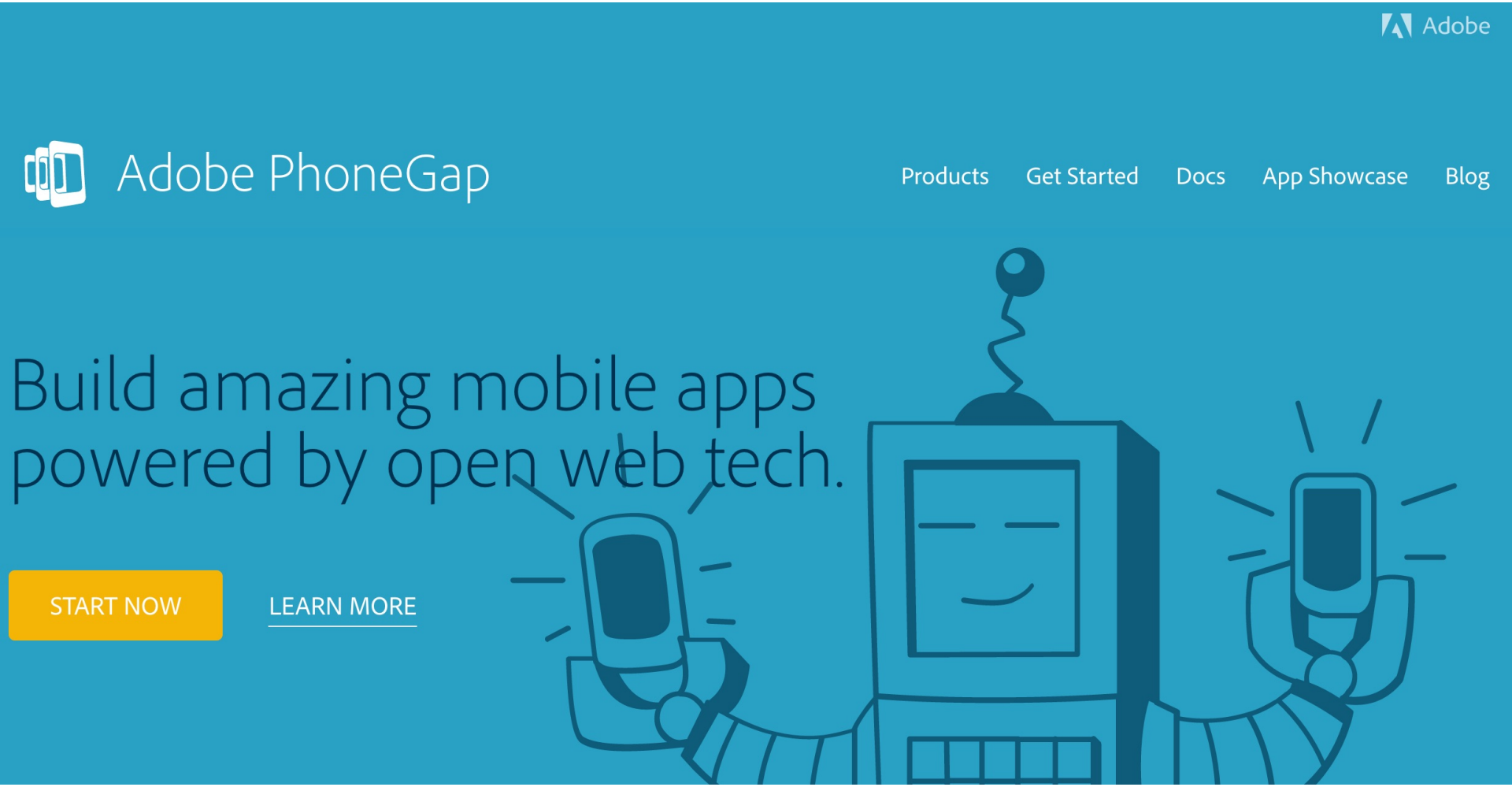

https://phonegap.com/

Ionic: Framework for Developing Native and Progressive Web Apps

Building apps at a large company? Check out **Ionic Enterprise** →

IONIC

Framework Products Developers Businesses Support Ecosystem Pricing Log in Sign up

The top open source framework for building amazing mobile apps.

Ionic is the beautiful, free and open source mobile SDK for developing native and progressive web apps with ease.

Get started Explore the docs

v3.7.1 / 2017-09-29 / MIT Licensed / Release Notes

Ionic View App

https://ionicframework.com/

Sencha Touch

Sencha, Inc [US] https://www.sencha.com/products/touch/#overview

Sencha

SENCHACON 2016 SUPPORT FORUM DOCS RESOURCES BLOG CONTACT US

Products Services Training Customers Company Store TRY FOR FREE BUY NOW

HOME / PRODUCTS / SENCHA TOUCH

Sencha Touch

The leading cross-platform mobile web application framework based on HTML5 and JavaScript for creating universal mobile apps.

OVERVIEW RESOURCES

Create native-looking HTML5 apps using JavaScript

Sencha Touch is the leading MVC-based JavaScript framework for building cross-platform mobile web applications. Sencha Touch leverages hardware acceleration techniques to provide high-performance UI components for mobile devices.

With over 50 built-in UI components and native looking themes for all major mobile platforms, Sencha Touch provides everything you need to create impressive apps that work on iOS, Android, BlackBerry, Windows Phone, and more. A novel and adaptive layout engine, fluid animations, and smooth scrolling features allow developers to build applications that respond to user actions nearly instantaneously, much like native

DOWNLOAD FOR FREE

GETTING STARTED

Quick Start Guide

Sign up for Training

CUSTOMER QUOTES

"Sencha Touch gave us the freedom to design whatever mobile interfaces we needed

https://www.sencha.com/products/touch

Material Design Lite (MDL)

https://getmdl.io/components/index.html

ABOUT | GETTING STARTED | TEMPLATES | COMPONENTS | STYLES | CUSTOMIZE | SHOWCASE | FAQ | GitHub | Download

- Badges
- Buttons
- Cards
- Chips
- Dialogs
- Layout
- Lists
- Loading
- Menus

COMPONENTS

Material Design Lite (MDL) is a library of components for web developers based on Google's Material Design Philosophy: "A visual language for our users that synthesizes the classic principles of good design with the innovation and possibility of technology and science." Understanding the goals and principles of Material Design is critical to the proper use of the Material Design Lite components. If you have not yet read the Material Design Introduction you should do so before attempting to use the components.

https://getmdl.io/

MUI

https://www.muicss.com

MUI

- Getting Started
- Example Layouts
- CSS/JS
- React
- Angular
- HTML Email
- WebComponents
- Design Files

MUI

MUI is a lightweight CSS framework that follows Google's Material Design guidelines

DOWNLOAD v0.9.1 | VIEW ON GITHUB

New - Angular Support!

Quickstart

You can copy-paste this boilerplate HTML to get started using MUI:

```
<!doctype html>
<html>
  <head>
    <meta charset="utf-8">
    <meta http-equiv="X-UA-Compatible" content="IE=edge">
    <meta name="viewport" content="width=device-width, initial-scale=1">
    <!-- load MUI -->
    <link href="//cdn.muicss.com/mui-0.9.1/css/mui.min.css" rel="stylesheet" type="text/css" />
```

https://www.muicss.com/

Materialize

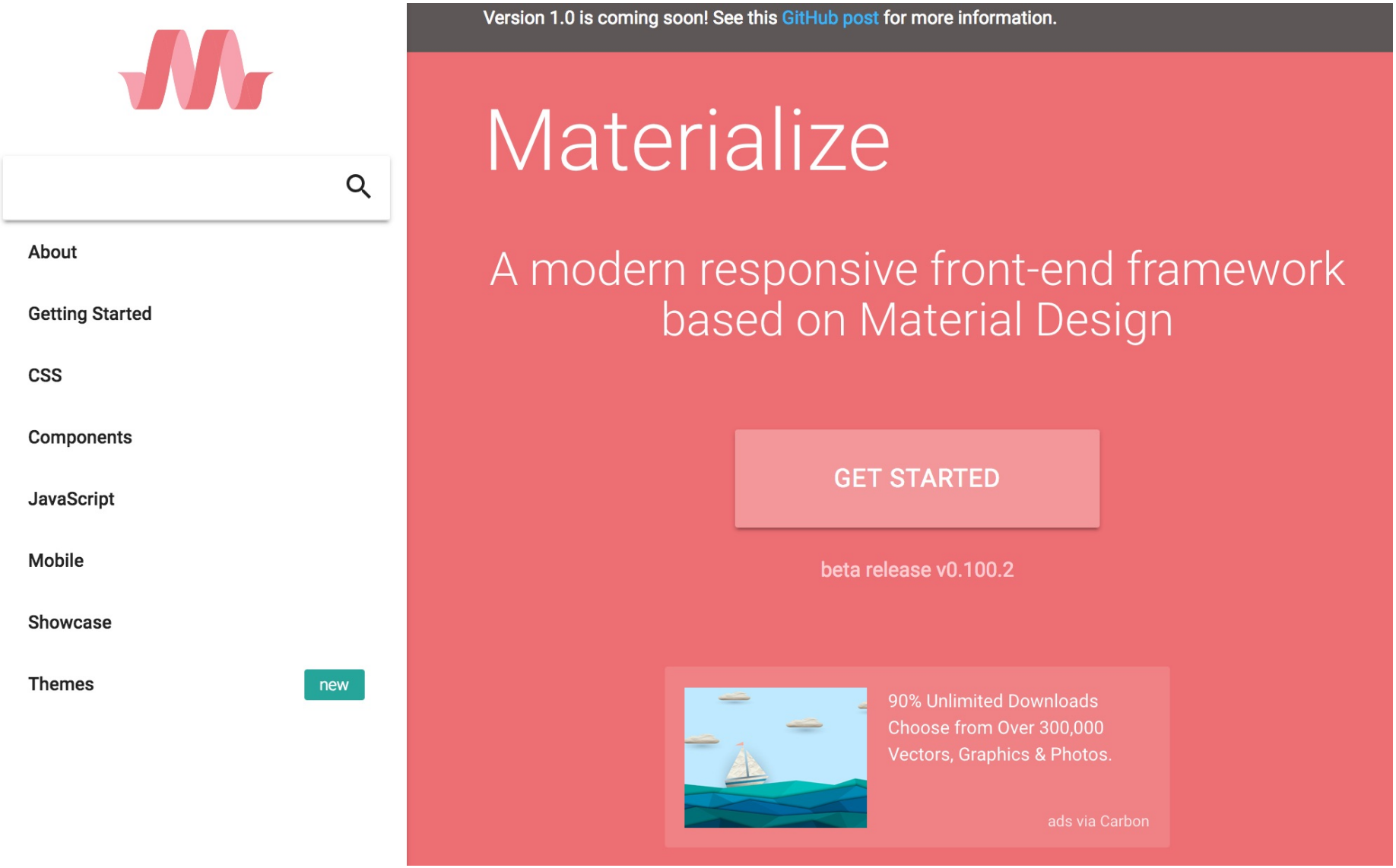

http://materializecss.com/

Progressive Web App (PWA)

Secure | https://developers.google.com/web/progressive-web-apps/

Web | Fundamentals | Tools | Updates | Case Studies | Progressive Web Apps | Search | ALL PRODUCTS

Progressive Web Apps

Progressive Web Apps

PWA CHECKLIST

A new way to deliver amazing user experiences on the web.

Missed the action at this year's **Chrome Dev Summit**? Catch up with our playlist on YouTube. Watch now.

Progressive Web Apps are user experiences that have the reach of the web, and are:

- **Reliable** - Load instantly and never show the downasaur, even in uncertain network conditions.
- **Fast** - Respond quickly to user interactions with silky smooth animations and no janky scrolling.
- **Engaging** - Feel like a natural app on the device, with an immersive user experience.

This new level of quality allows Progressive Web Apps to earn a place on the user's home screen.



https://developers.google.com/web/progressive-web-apps/

jQuery Mobile

jquerymobile.com

Plugins | Contribute | Events | Support | jQuery Foundation

jQuery mobile

Your donations help fund the continued development and growth of **jQuery**.

SUPPORT THE PROJECT

Demos | Download | API Documentation | Themes | Resources | Blog | About

Search

A Touch-Optimized Web Framework

jQuery Mobile is a HTML5-based user interface system designed to make responsive web sites and apps that are accessible on all smartphone, tablet and desktop devices.

Download jQuery Mobile

Custom download

Latest stable

Version 1.4.5

jQuery 1.8 - 1.11 / 2.1

Seriously cross-platform with HTML5

jQuery Mobile framework takes the "write less, do more" mantra to the next level: Instead of writing unique applications for each mobile device or OS, the jQuery mobile framework allows you to design a single highly-branded responsive web site or application that will work on all popular smartphone, tablet, and desktop platforms.

Browser Support

Developer Links

- Source Code (GitHub)
- jQuery Mobile Git (WIP Build)
  - JavaScript
  - CSS
- Report an issue
- Browser Support
- Changelogs

http://jquerymobile.com/

jQuery Mobile

- Touch-Optimized Web Framework for Smartphones & Tablets
  - A unified, HTML5-based user interface system for all popular mobile device platforms
  - built on the rock-solid jQuery and jQuery UI foundation.
  - Its lightweight code is built with progressive enhancement, and has a flexible, easily themeable design.

Source: http://jquerymobile.com/

jQuery

jquery.com

Plugins | Contribute | Events | Support | jQuery Foundation

jQuery
write less, do more.

Your donations help fund the continued development and growth of **jQuery**.

SUPPORT THE PROJECT

Download | API Documentation | Blog | Plugins | Browser Support

Search

Lightweight Footprint
Only 32kB minified and gzipped. Can also be included as an AMD module

CSS3 Compliant
Supports CSS3 selectors to find elements as well as in style property manipulation

Cross-Browser
Chrome, Edge, Firefox, IE, Safari, Android, iOS, and more

Download jQuery
v3.1.1

View Source on GitHub →
How jQuery Works →

What is jQuery?

jQuery is a fast, small, and feature-rich JavaScript library. It makes things like HTML document traversal and manipulation, event handling, animation, and Ajax much simpler with an easy-to-use API that works across a multitude of browsers. With a combination of versatility and extensibility, jQuery has changed the way that millions of people write JavaScript.

Corporate Members

Resources

- jQuery Core API Documentation
- jQuery Learning Center
- jQuery Blog
- Contribute to jQuery
- About the jQuery Foundation
- Browse or Submit jQuery Bugs

http://jquery.com/

jQuery

- jQuery is a fast, small, and feature-rich JavaScript library.
- jQuery is the most popular JavaScript library
  - versatility and extensibility
- It makes things like HTML document traversal and manipulation, event handling, animation, and Ajax much simpler with an easy-to-use API that works across a multitude of browsers.

Source: http://jquery.com/

jQuery UI

jqueryui.com

Plugins | Contribute | Events | Support | jQuery Foundation

jQuery user interface

Your donations help fund the continued development and growth of **jQuery**.

SUPPORT THE PROJECT

Demos | Download | API Documentation | Themes | Development | Support | Blog | About

Search

Interactions

- Draggable
- Droppable
- Resizable
- Selectable
- Sortable

Widgets

- Accordion
- Autocomplete
- Button
- Checkboxradio
- Controlgroup
- Datepicker

jQuery UI is a curated set of user interface interactions, effects, widgets, and themes built on top of the jQuery JavaScript Library. Whether you're building highly interactive web applications or you just need to add a date picker to a form control, jQuery UI is the perfect choice.

Download jQuery UI 1.12.1

Custom Download

Quick Downloads:

Stable	Legacy
v1.12.1	v1.11.4
jQuery 1.7+	jQuery 1.6+

What's New in jQuery UI 1.12?

New theme: New theme: Our long-time default grayscale theme Smoothness has been succeeded by a modern theme with some colors, less gradients and some other improvements.

New widgets: jQuery UI 1.12 includes widgets: Controlgroup replaces buttonset and adds support for selectmenu and the new checkboxradio widget. We've added support for using jQuery UI with AMD and Bower. We also have over 50 bug fixes.

Developer Links

- Source Code (GitHub)
- jQuery UI Git (WIP Build)
  - Theme (WIP Build)
- Bug Tracker
  - Submit a New Bug Report
- Discussion Forum

http://jqueryui.com/

jQuery Mobile

- Seriously cross-platform with HTML5
- write less, do more

Source: http://jquerymobile.com/

jQuery Mobile Demos

jquerymobile.com/demos/

Plugins | Contribute | Events | Support | jQuery Foundation

jQuery mobile

Your donations help fund the continued development and growth of **jQuery**.

SUPPORT THE PROJECT

Demos | Download | API Documentation | Themes | Resources | Blog | About

Search

Demos

Latest stable version

- jQuery Mobile 1.4.5 Demos

Legacy versions

- jQuery Mobile 1.3.2 Demos
- jQuery Mobile 1.2.1 Docs & Demos
- jQuery Mobile 1.1.2 Docs & Demos
- jQuery Mobile 1.0.1 Docs & Demos

Latest code

Work in progress demos, for testing.

- jQuery Mobile Demos on branch master

Source: http://jquerymobile.com/demos/

jQuery Mobile Demos

demos.jquerymobile.com/1.4.5/

jQuery mobile

VERSION 1.4.5

- Home
- Introduction
- Buttons
- Button widget
- Checkboxradio widget
- Collapsible (set) widget
- Controlgroup widget
- Datepicker
- Events
- Filterable widget
- Flipswitch widget
- Forms
- Grids

Demos

jQuery Mobile is a touch-optimized HTML5 UI framework designed to make responsive web sites and apps that are accessible on all smartphone, tablet and desktop devices.

New to jQuery Mobile? Get started by reading this introduction. For technical info, visit the API

Source: http://demos.jquerymobile.com/1.4.5/

jQuery Mobile Demos

demos.jquerymobile.com/1.4.5/

- Icons
- Listview widget
- Loader widget
- Navbar widget
- Navigation
- Pages
- Panel widget
- Popup widget
- Rangeslider widget
- Responsive Web Design
- Selectmenu widget
- Slider widget
- Table widget
- Tabs widget
- Textinput widget
- Theming
- Toolbar widget

Pages & Navigation

Pages
Navigation
Loader
Transitions

CSS Framework

Theming
Buttons
Icons
Grids
Body and bar classes

Widgets

Toolbar, Navbar
Tabs, Panel, Popup
Listview
Collapsible, Collapsible set
Table Reflow, Table Column Toggle
Filterable

Form widgets

Checkboxes, Radio buttons
Selectmenu, Custom menu
Flipswitch
Slider, Rangeslider
Input button
Controlgroup

Source: http://demos.jquerymobile.com/1.4.4/

jQuery Mobile Download

jquerymobile.com/download/

Plugins | Contribute | Events | Support | jQuery Foundation

jQuery mobile

Your donations help fund the continued development and growth of **jQuery.**

SUPPORT THE PROJECT

Demos | Download | API Documentation | Themes | Resources | Blog | About

Search

Download

Download Builder

We recommend using our tool to build a custom bundle that contains only the components you need. The builder generates a custom JavaScript file, as well as full and structure-only stylesheets for production use.

Download Builder

Latest stable version

1.4.5

ZIP file

If you want to host the files yourself you can download a zip of all the files:

- Zip File: jquery.mobile-1.4.5.zip (JavaScript, CSS, and images)

jQuery CDN provided by MaxCDN

JavaScript:

Source: http://jquerymobile.com/download/

jQuery Mobile

jquerymobile.com/download/

Latest stable version

1.4.5

ZIP file

If you want to host the files yourself you can download a zip of all the files:

- Zip File: jquery.mobile-1.4.5.zip (JavaScript, CSS, and images)

jQuery CDN provided by MaxCDN

JavaScript:

- Uncompressed: jquery.mobile-1.4.5.js (useful for debugging)
- Minified and Gzipped: jquery.mobile-1.4.5.min.js (full library, ready to deploy)

CSS:

- Uncompressed with Default theme: jquery.mobile-1.4.5.css (useful for debugging)
- Minified and Gzipped with Default theme: jquery.mobile-1.4.5.min.css (full library, ready to deploy)
- Uncompressed structure **without a theme**: jquery.mobile-1.4.5.css (useful for theme development)
- Minified and Gzipped structure **without a theme**: jquery.mobile-1.4.5.min.css (to be used with custom theme and icon CSS, ready to deploy)

Copy-and-Paste snippet for jQuery CDN hosted files:

```
<link rel="stylesheet" href="http://code.jquery.com/mobile/1.4.5/jquery.mobile-1.4.5.min.css" />
<script src="http://code.jquery.com/jquery-1.11.1.min.js"></script>
<script src="http://code.jquery.com/mobile/1.4.5/jquery.mobile-1.4.5.min.js"></script>
```

Source: http://jquerymobile.com/download/

viewport

```
<!DOCTYPE html>
<html>
  <head>
    <title>Mobile App Title</title>
    <meta charset=utf-8 />
    <meta name="viewport" content="width=device-width, initial-scale=1">
    <link rel="stylesheet" href="http://code.jquery.com/mobile/1.4.5/jquery.mobile-1.4.5.min.css">
    <script src="http://code.jquery.com/jquery-1.11.1.min.js"></script>
    <script src="http://code.jquery.com/mobile/1.4.5/jquery.mobile-1.4.5.min.js"></script>
  </head>
  <body>

  </body>
</html>
```

viewport

```
<meta name="viewport"
content="width=device-width,
initial-scale=1">
```

jquery-1.11.1.min.js
jquery.mobile-1.4.5.min.css
jquery.mobile-1.4.5.min.js

```
<!DOCTYPE html>
<html>
  <head>
    <title>Mobile App Title</title>
    <meta charset=utf-8 />
    <meta name="viewport" content="width=device-width, initial-scale=1">
      <link rel="stylesheet"
href="http://code.jquery.com/mobile/1.4.5/jquery.mobile-1.4.5.min.css">
      <script src="http://code.jquery.com/jquery-1.11.1.min.js"></script>
      <script src="http://code.jquery.com/mobile/1.4.5/jquery.mobile-
1.4.5.min.js"></script>
  </head>
  <body>

  </body>
</html>
```

jQuery Mobile Page

jsbin.com/fozugopuxi/edit?html,output

File ▾ Add library Share HTML CSS JavaScript Console Output Login or Register Blog 1 Help

HTML ▾

```
<!DOCTYPE html>
<html>
<head>
  <title>JQuery Mobile App</title>
  <meta charset="utf-8">
  <meta name="viewport" content="width=device-width, initial-scale=1">
  <link rel="stylesheet" href="http://code.jquery.com/mobile/1.4.5/jquery.mobile-1.4.5.min.css" />
  <script src="http://code.jquery.com/jquery-1.11.1.min.js"></script>
  <script src="http://code.jquery.com/mobile/1.4.5/jquery.mobile-1.4.5.min.js"></script>
</head>
<body>
  <div data-role="page" id="page1">
    <div data-role="header" id = "header1">
      <h1>Hello jQuery Mobile</h1>
    </div>
    <div data-role="content" id = "content1">
      <p>Simple jQuery Mobile App<p>
    </div>
    <div data-role="footer" id = "footer1" data-position="fixed">
      <h4>Footer 2017</h4>
    </div>
  </div>
</body>
</html>/body>
</html>
```

Output Run with JS Auto-run JS

Hello jQuery Mobile

Simple jQuery Mobile App

Footer 2017

Bin info
just now

http://jsbin.com/fozugopuxi/edit?html,output

jQuery Mobile Page

jsbin.com/fozugopuxi/edit?html,output

File ▾ Add library Share HTML CSS JavaScript Console Output Login or Register Blog 1 Help

```
<!DOCTYPE html>
<html>
<head>
 <title>JQuery Mobile App</title>
 <meta charset="utf-8">
 <meta name="viewport" content="width=device-width, initial-scale=1">
 <link rel="stylesheet" href="http://code.jquery.com/mobile/1.4.5/jquery.mobile-
1.4.5.min.css" />
 <script src="http://code.jquery.com/jquery-1.11.1.min.js"></script>
 <script src="http://code.jquery.com/mobile/1.4.5/jquery.mobile-1.4.5.min.js"></script>
</head>
<body>
 <div data-role="page" id="page1">
  <div data-role="header" id = "header1">
   <h1>Hello jQuery Mobile</h1>
  </div>
  <div data-role="content" id = "content1">
   <p>Simple jQuery Mobile App<p>
  </div>
  <div data-role="footer" id = "footer1" data-position="fixed">
   <h4>Footer 2017</h4>
  </div>
 </div>
</body>
</html>/body>
</html>
```

Output Run with JS Auto-run JS

Hello jQuery Mobile

Simple jQuery Mobile App

Footer 2017

Bin info
just now

http://jsbin.com/fozugopuxi/edit?html,output

jQuery Mobile Page

jsbin.com/fozugopuxi/edit?html,output

File Add library Share HTML CSS JavaScript Console Output Login or Register Blog Help

```
<body>
 <div data-role="page" id="page1">
  <div data-role="header" id = "header1">
   <h1>Hello jQuery Mobile</h1>
  </div>
  <div data-role="content" id = "content1">
   <p>Simple jQuery Mobile App<p>
  </div>
  <div data-role="footer" id = "footer1" data-position="fixed">
   <h4>Footer 2017</h4>
  </div>
 </div>
</body>
```

Output Run with JS Auto-run JS

Hello jQuery Mobile

Simple jQuery Mobile App

Footer 2017

Bin info
just now

http://jsbin.com/fozugopuxi/edit?html,output

jQuery Mobile: Mobile Graded Browser Support

jquerymobile.com/browser-support/1.4/

Plugins | Contribute | Events | Support | jQuery Foundation

jQuery mobile

Your donations help fund the continued development and growth of **jQuery.**

SUPPORT THE PROJECT

Demos | Download | API Documentation | Themes | Resources | Blog | About | Search

jQuery Mobile 1.4 Browser Support

Graded Browser Support

We use a 3-level graded browser support system: A (full), B (full minus Ajax), C (basic HTML). The visual fidelity of the experience and smoothness of page transitions are highly dependent on the CSS rendering capabilities of the device and platform so not all A grade experience will be pixel-perfect but that's the nature of the web.

A-grade - Full enhanced experience with Ajax-based animated page transitions.

- **Apple iOS 4-8.1** – Tested on the original iPad (4.3 / 5.0), iPad 2 (7.2 / 8.1 / 6.1), iPad 3 (5.1 / 6.0), iPad Mini (7.1), iPad Retina (7.0), iPhone 3GS (4.3), iPhone 4 (4.3 / 5.1), iPhone 4S (5.1 / 6.0), iPhone 5 (6.0), iPhone 5S (7.0), iPhone 6 (8.1)
- **Android 5.0 (Lollipop)** – Tested on a Nexus 6
- **Android 4.4 (KitKat)** – Tested on a Nexus 5
- **Android 4.1-4.3 (Jelly Bean)** – Tested on a Galaxy Nexus and Galaxy 7
- **Android 4.0 (ICS)** – Tested on a Galaxy Nexus. Note: transition performance can be poor on *upgraded* devices
- **Android 3.2 (Honeycomb)** – Tested on the Samsung Galaxy Tab 10.1 and Motorola XOOM
- **Android 2.1-2.3** – Tested on the HTC Incredible (2.2), original Droid (2.2), HTC Aria (2.1), Google Nexus S (2.3). Functional on 1.5 & 1.6 but performance may be sluggish, tested on Google G1 (1.5)

Source: http://jquerymobile.com/gbs/1.4/

jQuery Mobile: Mobile Graded Browser Support

- jQuery Mobile has broad support for the vast majority of all modern desktop, smartphone, tablet, and e-reader platforms.
- A-grade – Full enhanced experience with Ajax-based animated page transitions.
  - Apple iOS 4-8.1
    - Tested on the original iPad (4.3 / 5.0), iPad 2 (7.2 / 8.1 / 6.1), iPad 3 (5.1 / 6.0), iPad Mini (7.1), iPad Retina (7.0), iPhone 3GS (4.3), iPhone 4 (4.3 / 5.1), iPhone 4S (5.1 / 6.0), iPhone 5 (6.0), iPhone 5S (7.0), iPhone 6 (8.1)
  - Android 5.0 (Lollipop)
    - Tested on a Nexus 6
  - Android 4.4 (KitKat)
    - Tested on a Nexus 5
  - Android 4.1-4.3 (Jelly Bean)
    - Tested on a Galaxy Nexus and Galaxy 7

Source: http://jquerymobile.com/gbs/

W3schools.com jQuery Mobile

www.w3schools.com/jquerymobile/default.asp

w3schools.com THE WORLD'S LARGEST WEB DEVELOPER SITE

HTML CSS JAVASCRIPT SQL PHP BOOTSTRAP TUTORIALS REFERENCES

jQ Mobile Tutorial

- jQ Mobile HOME
- jQ Mobile Intro
- jQ Mobile Get Started
- jQ Mobile Pages
- jQ Mobile Transitions
- jQ Mobile Buttons
- jQ Mobile Icons
- jQ Mobile Popups
- jQ Mobile Toolbars
- jQ Mobile Navbars
- jQ Mobile Panels
- jQ Mobile Collapsibles
- jQ Mobile Tables
- jQ Mobile Grids

jQ Mobile Lists

- jQ Mobile List Views
- jQ Mobile List Content
- jQ Mobile Filter Items

VISUAL XSL-FO TEMPLATE DESIGNER
TRY NOW

jQuery Mobile Tutorial

« W3Schools Home Next Chapter »

jQuery Mobile is a framework for creating mobile web applications.

jQuery Mobile works on all popular smartphones and tablets.

jQuery Mobile uses HTML5 & CSS3 for laying out pages with minimal scripting.

jQuery Mobile Demo

Home | Email | Phonebook | Calendar

Try jQuery Mobile by clicking the buttons above!

WARFRAME
FREE TO PLAY
MMO RPG
COOP
ACTION GAME

Source: http://www.w3schools.com/jquerymobile/default.asp

codiqa: drag-and-drop builder for mobile apps

jQuery Mobile | jQuery Mo

jquerymobile.com

Easy to use: Try it now!

jQuery Mobile's emphasis on semantic markup and progressive enhancement makes it super easy to use. If you know basic HTML, you can start building mobile sites right away. Try this cool drag-and-drop UI builder to explore what the library can do, or check out some of the resources below to learn more.

Demos & documentation **Resources: Books, plugins, tutorials**

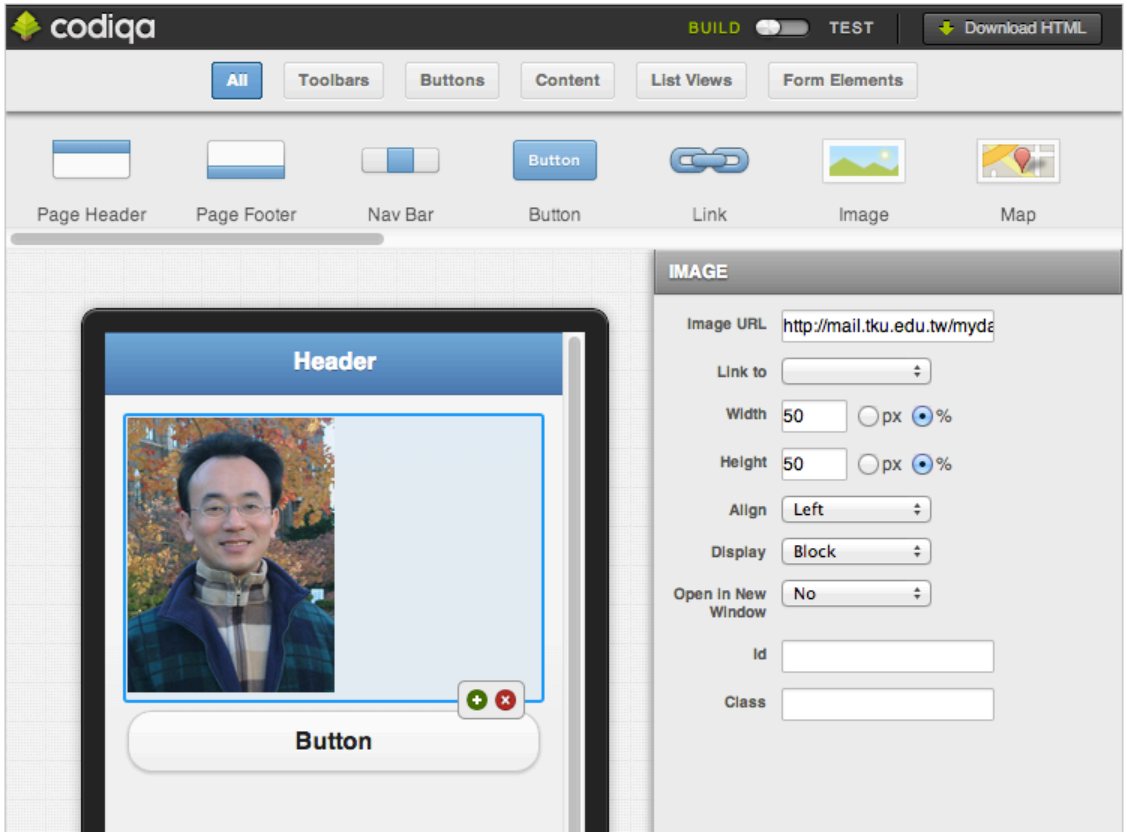

Source: http://jquerymobile.com/

codiqa: drag-and-drop builder for mobile apps

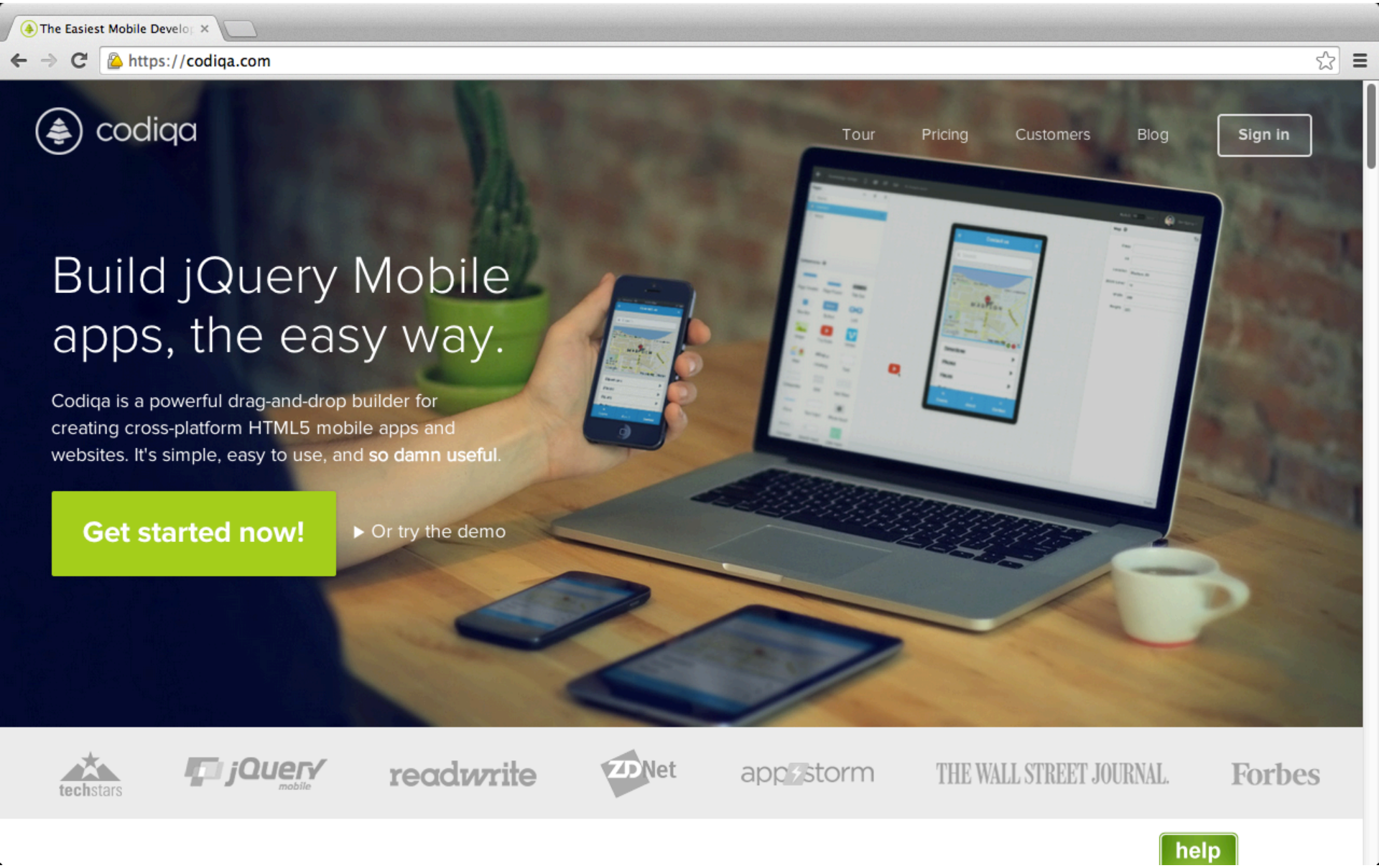

https://codiqa.com/

codiqa demo

Codiqa Prototypes

https://codiqa.com/demo

DEMO MODE

BUILD TEST Sign up

Pages

- Home
- Examples
- Platforms

Components

Page Header, Page Footer, Tab Bar, Nav Bar, Button, Link, Panel, Image, YouTube, Vimeo, Map, Heading, Divider, Text, HTML

Codiqa

codiqa

Welcome to Codiqa!

Try dragging some elements from the left over here.

You can also add pages, and link buttons to them, like below!

This is just a simple demo, upgrade to the full version to get a lot more!

Home | Components | Platforms

Page

Class

Title: Home

Theme Swatch: Swatch C

Background Image: Choose image...

Background Image Repeat: No repeat

Content Padding: 15 px %

Id: page1 Save

Code

https://codiqa.com/demo

Codiqa Components

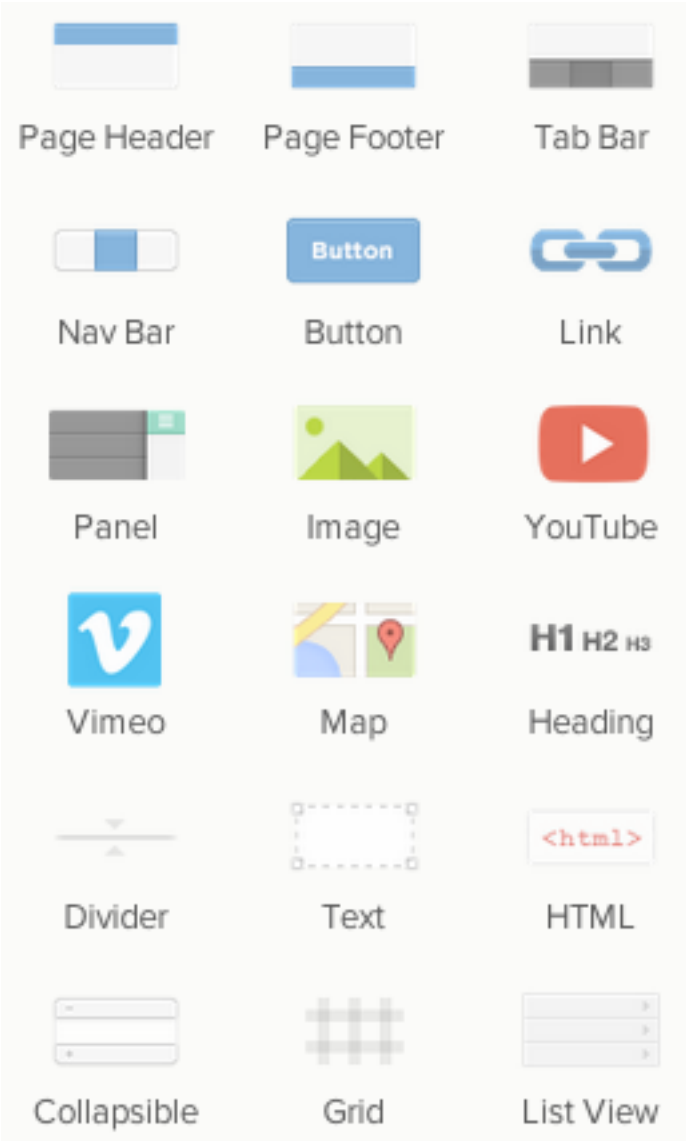

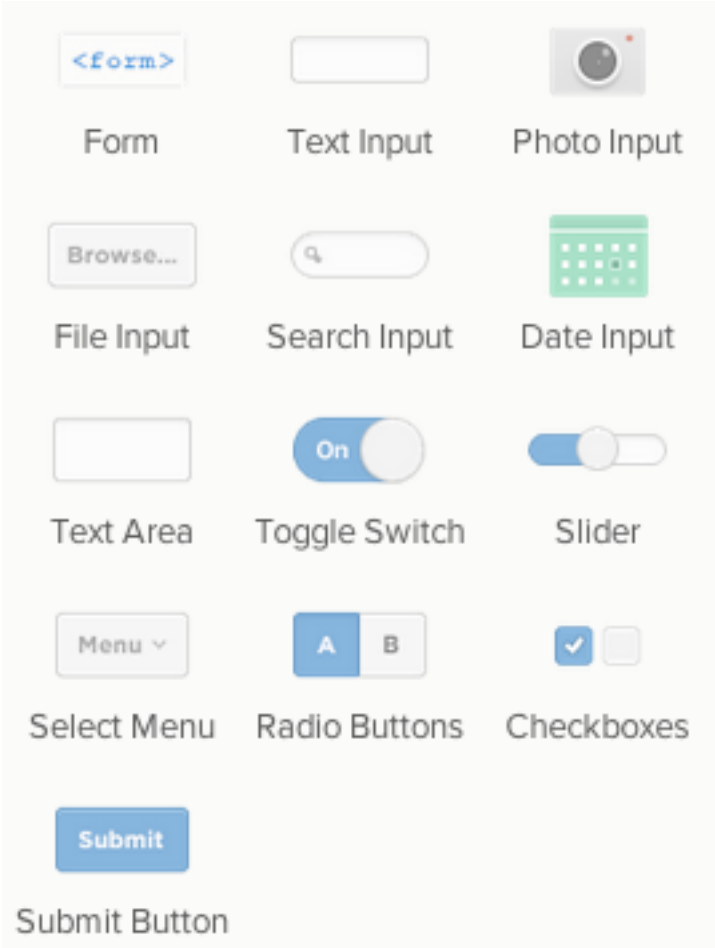

https://codiqa.com/demo

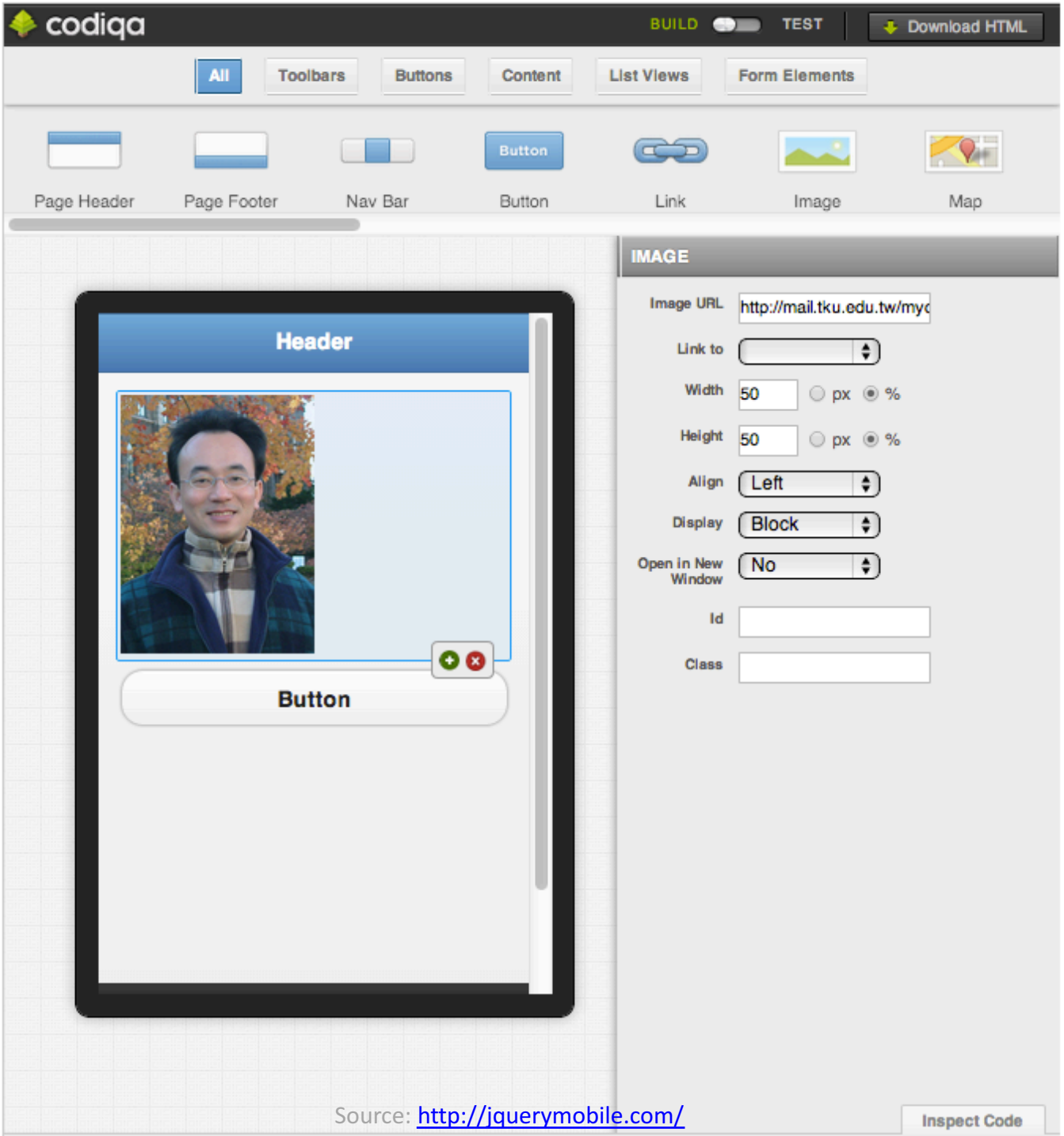

Source: http://jquerymobile.com/

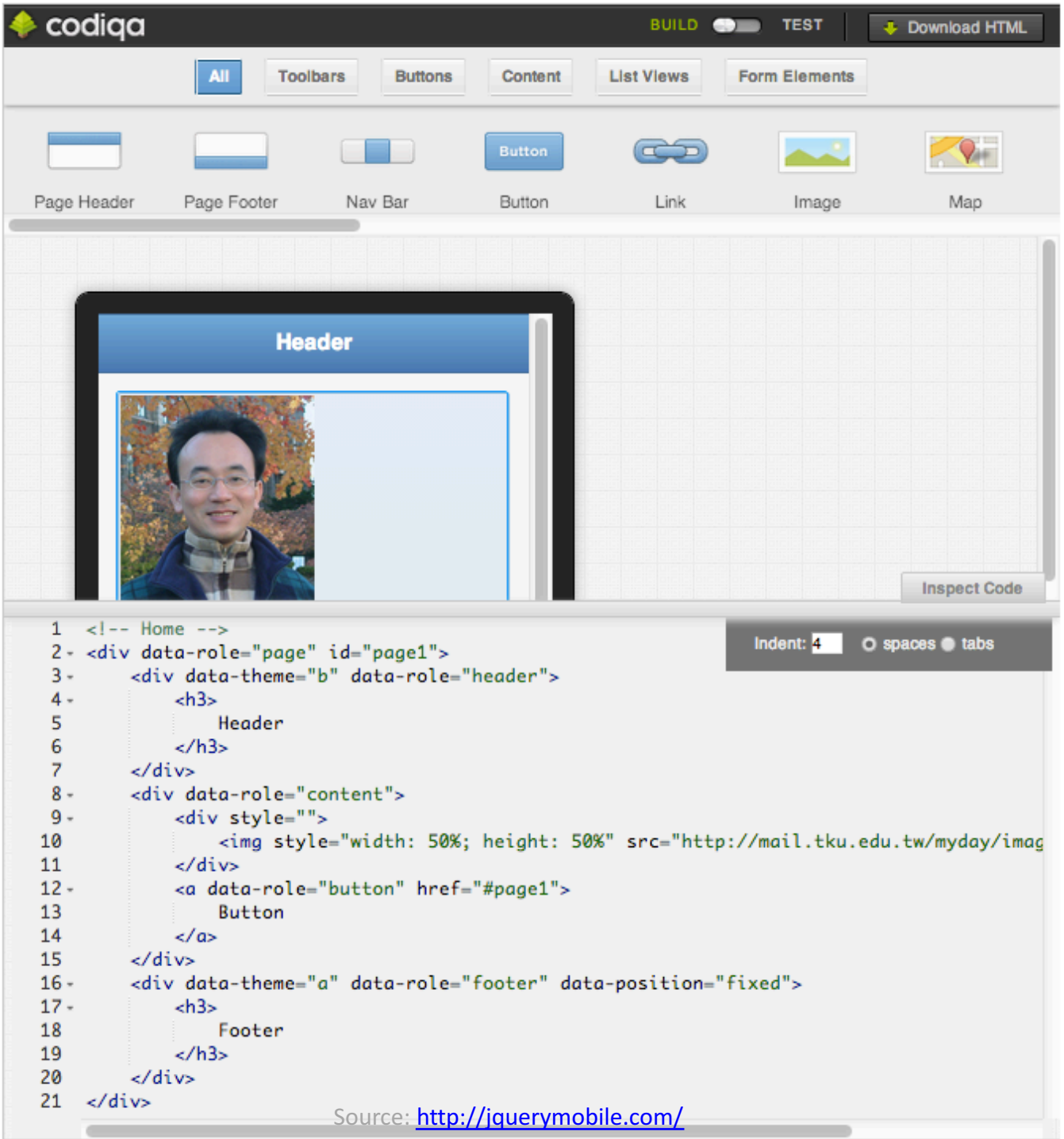

Source: http://jquerymobile.com/

codiqa

BUILD TEST Download HTML

All | Toolbars | Buttons | Content | List Views | Form Elements

Image | Map | Heading | Collapsible | Grid | List View | Form

Inspect Code

Indent: 4 spaces tabs

```
1  <!-- Home -->
2  <div data-role="page" id="page1">
3      <div data-theme="b" data-role="header">
4          <h3>
5              Tamkang U.
6          </h3>
7      </div>
8      <div data-role="content">
9          <img src="https://maps.googleapis.com/maps/api/staticmap?center=No.151, Yingzhc
10         width="288" height="200">
11         <a data-role="button" href="#page1">
12             Button
13         </a>
14     </div>
15     <div data-theme="b" data-role="footer" data-position="fixed">
16         <h3>
17             Footer
18         </h3>
19     </div>
20 </div>
```

Source: http://jquerymobile.com/

JS Bin – Collaborative JavaS

jsbin.com/ImorikO/1/edit

Bins | Add library | Share | HTML | CSS | JavaScript | Console | Output | Log in | Register | Help

HTML

```
<!DOCTYPE html>
<html>
<head>
<link href="http://code.jquery.com/mobile/latest/jquery.mobile.css"
rel="stylesheet" type="text/css" />
<script src="http://code.jquery.com/jquery-1.9.1.min.js"></script>
<script src="http://code.jquery.com/mobile/latest/jquery.mobile.js"></script>
<meta charset=utf-8 />
<title>JS Bin</title>
</head>
<body>
  <div data-role="page" id="page1">
      <div data-theme="b" data-role="header">
          <h3>
              Tamkang U.
          </h3>
      </div>
      <div data-role="content">
          <img src="https://maps.googleapis.com/maps/api/staticmap?
center=No.151, Yingzhang Rd.,Tamsui, New Taipei,
Taiwan&amp;zoom=14&amp;size=288x200&amp;markers=Taipei&amp;sensor=false"
          width="288" height="200">
          <a data-role="button" href="#page1">
              Button
          </a>
      </div>
      <div data-theme="b" data-role="footer" data-position="fixed">
          <h3>
              Footer
          </h3>
      </div>
  </div>
</body>
</html>
```

Output | Run with JS | Auto-run JS

Tamkang U.

Button

Footer

http://jsbin.com/ImorikO/1/edit

```
<!DOCTYPE html>
<html>
<head>
<link href="http://code.jquery.com/mobile/latest/jquery.mobile.css" rel="stylesheet" type="text/css" />
<script src="http://code.jquery.com/jquery-1.9.1.min.js"></script>
<script src="http://code.jquery.com/mobile/latest/jquery.mobile.js"></script>
<meta charset=utf-8 />
<title>JS Bin</title>
</head>
<body>
  <div data-role="page" id="page1">
    <div data-theme="b" data-role="header">
      <h3>
        Tamkang U.
      </h3>
    </div>
    <div data-role="content">
      <img src="https://maps.googleapis.com/maps/api/staticmap?center=No.151, Yingzhang Rd.,Tamsui, New Taipei,
Taiwan&amp;zoom=14&amp;size=288x200&amp;markers=Taipei&amp;sensor=false"
      width="288" height="200">
      <a data-role="button" href="#page1">
        Button
      </a>
    </div>
    <div data-theme="b" data-role="footer" data-position="fixed">
      <h3>
        Footer
      </h3>
    </div>
  </div>
</body>
</html>
```

Get inspired: Built with jQuery Mobile



OpenTable

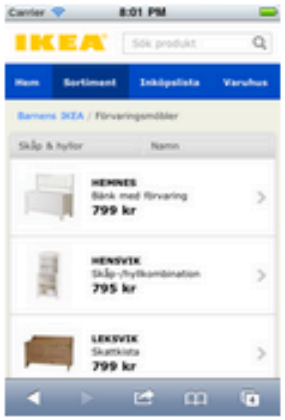

Ikea Sweden

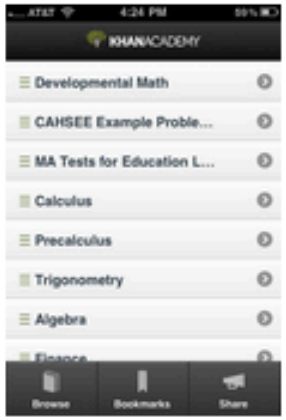

Khan Academy

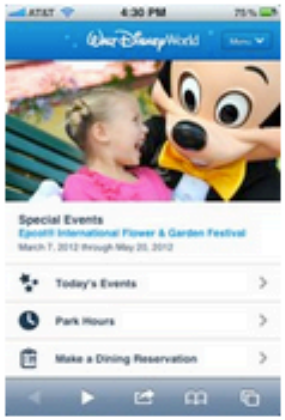

Disney World

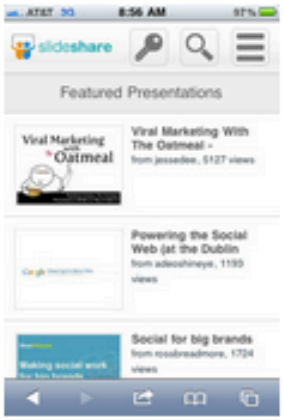

Slideshare

Box.net

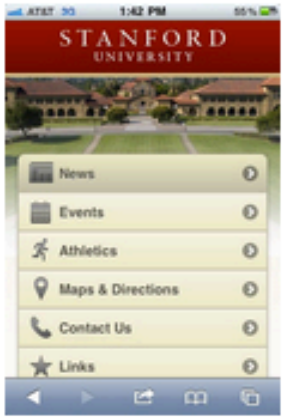

Stanford

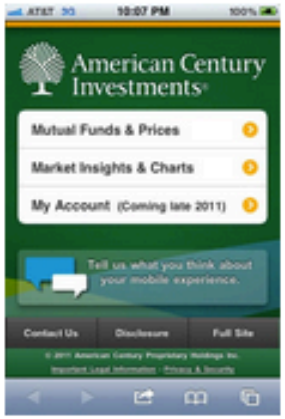

American Century



Rugby World Cup



Take Me Fishing

Ryland Homes

Moulin Rouge

Source: http://jquerymobile.com/

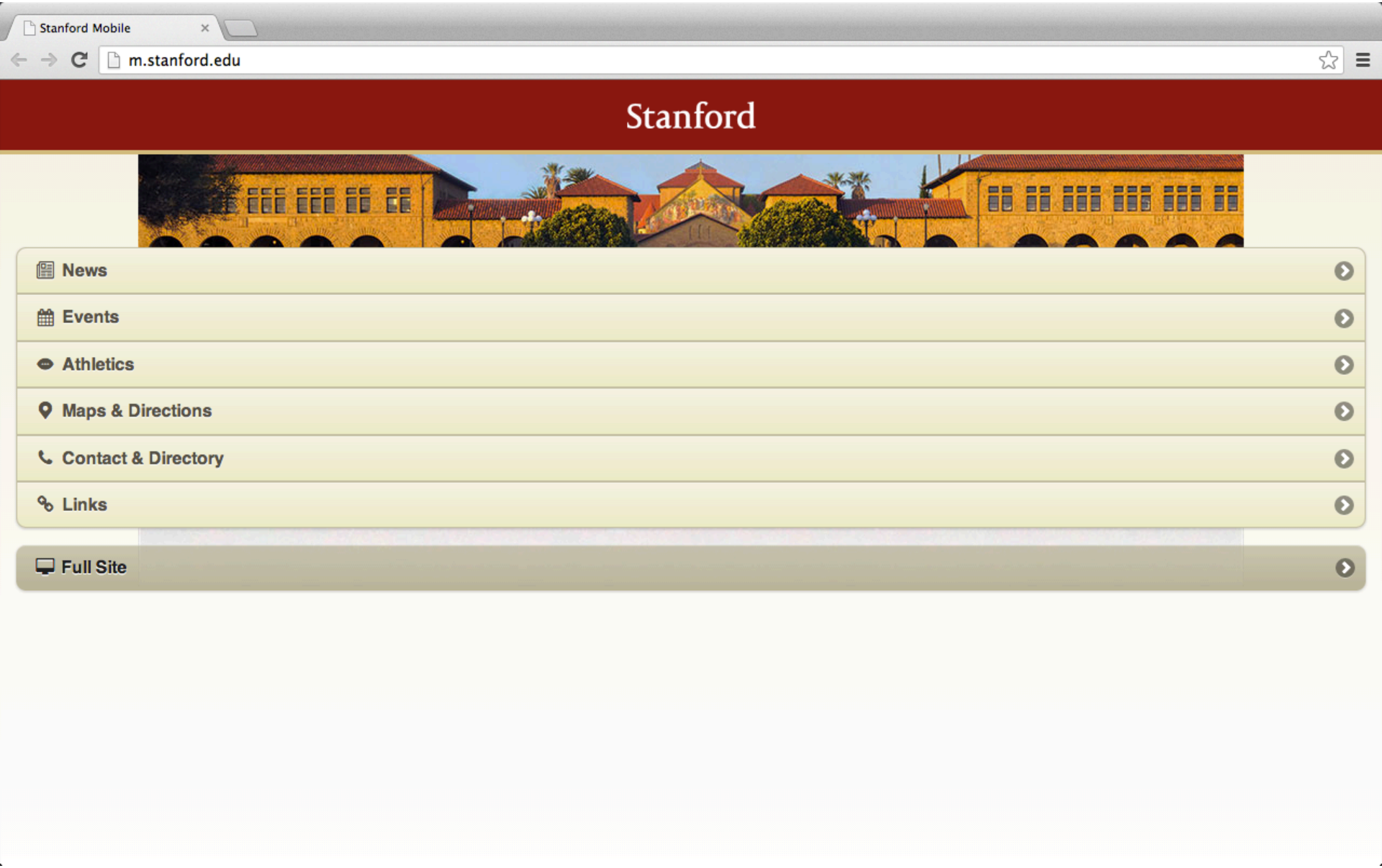

http://m.stanford.edu/

Stanford University

www.stanford.edu

Stanford University

Maps | A-Z Index

Search web or people...

ABOUT STANFORD | ADMISSION | ACADEMICS | RESEARCH | LIFE ON CAMPUS

EVENTS

NOV 5
Film: A Grin Without a Cat
7 p.m.

Mathematics of Bats
7:30 p.m.

NOV 6
Sustaining Indigenous Nations
Noon

EVENT CALENDAR »

UNIVERSITY NEWS

Improving diagnostics

Using MRI, Stanford researchers develop a way to quantitatively measure brain tissue.

Dreaming & hunting

Stanford research probes Aboriginal use of small fires to

MORE STORIES

- Stanford Ignite program returns to Bangalore in April 2014
- Summit at Stanford addresses how to attract minority students to STEM careers
- Seeking a path to health on the Rosebud Indian

GATEWAYS FOR...

- Students
- Faculty & Staff
- Alumni
- Parents
- Visitors
- Neighbors

TOP DESTINATIONS

SCHOOLS & DEPARTMENTS

- Business
- Earth Sciences
- Education
- Engineering
- Humanities & Sciences
- Law
- Medicine
- Departments (A - Z)
- Interdisciplinary Programs

HOSPITALS

- Stanford Hospital & Clinics
- Lucile Packard Children's

LIBRARIES

http://www.stanford.edu/

Mobile website for Stanford University http://m.stanford.edu

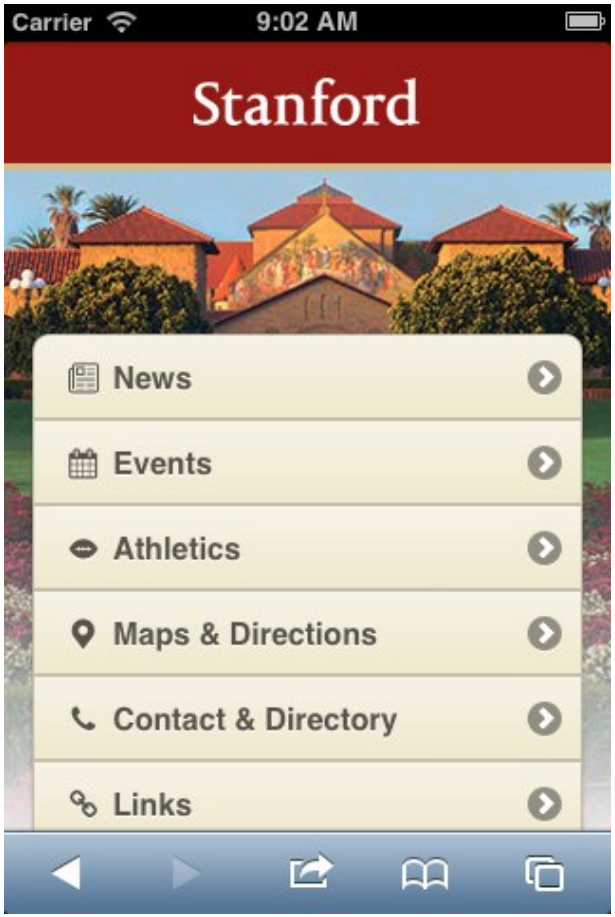

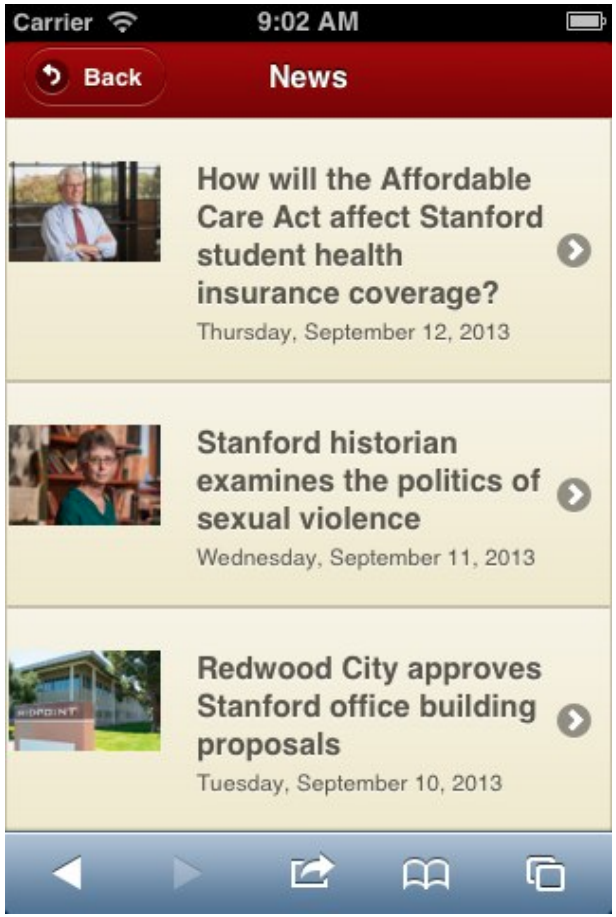

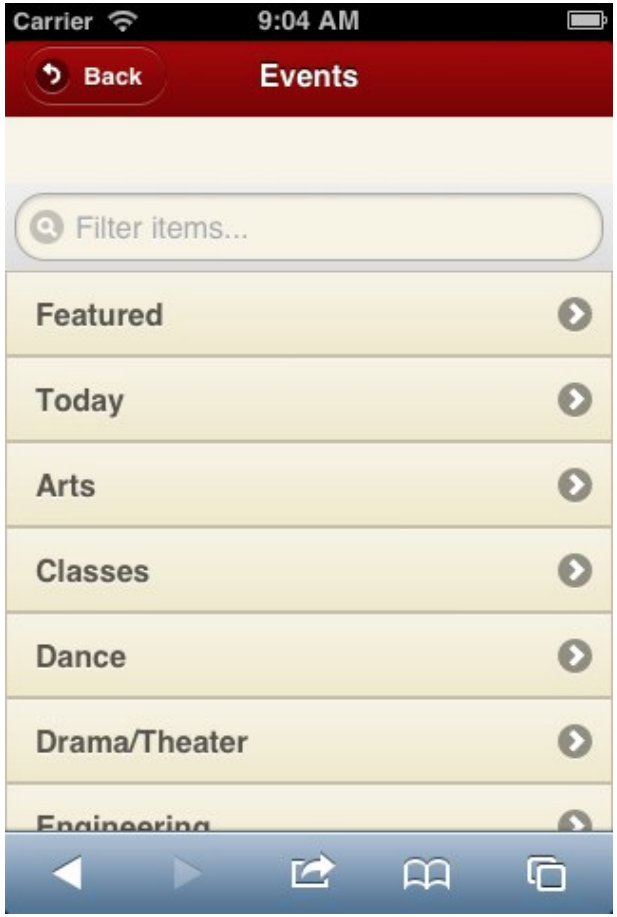

http://www.jqmgallery.com/2011/06/10/stanford/

data-role="page”

```
<div data-role="page" id="first"
     data-theme="b">
```

```
<div data-role="header">
```

```
<div data-role="content">
```

```
<div data-role="page" id="first" data-theme="b">
            <div data-role="header">
                <h1>Page Header</h1>
            </div><!-- /header -->

            <div data-role="content">
                <p>Page content goes here.</p>
                <a href="#second">Go to second
page</a>
            </div><!-- /content -->

            <div data-role="footer" data-
position="fixed">
                <h4>Page Footer</h4>
            </div><!-- /footer -->
        </div><!-- /page -->
```

```
<div data-role="footer"
data-position="fixed">
```

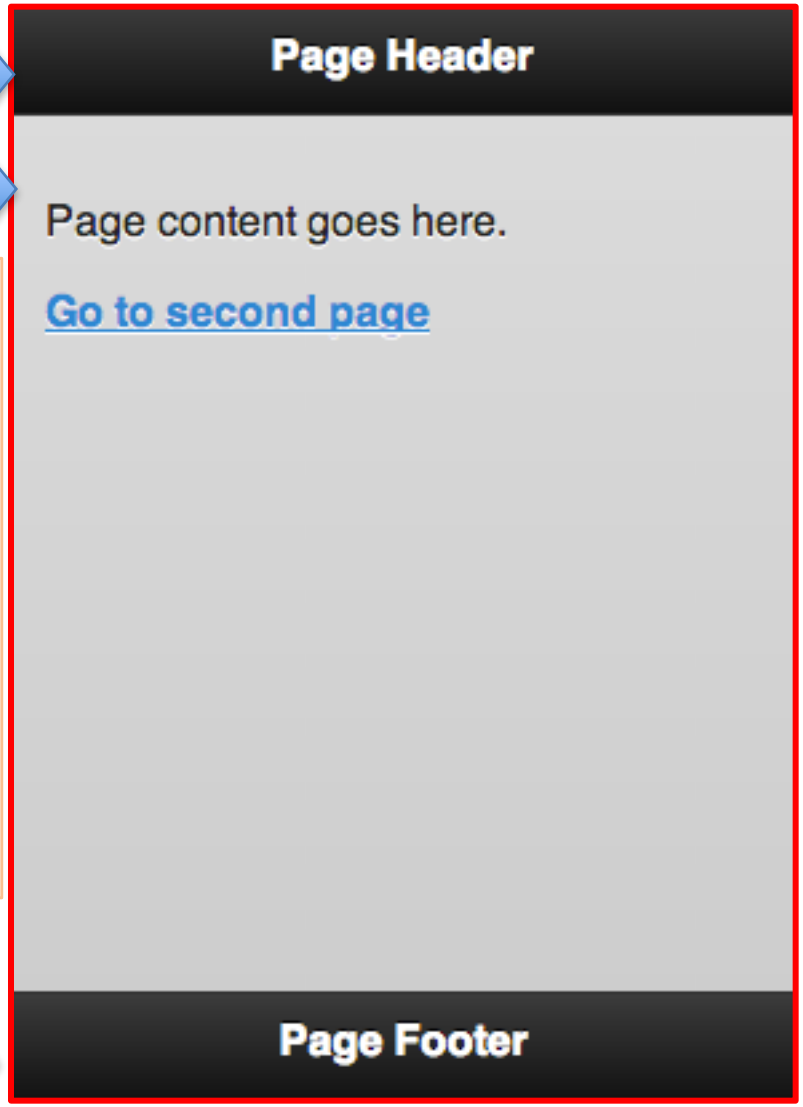

data-role="button"

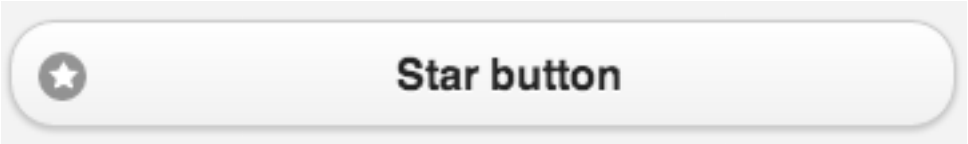


```
<a href="#" data-role="button" data-icon="star">Star button</a>
```

Source: http://view.jquerymobile.com/1.3.2/dist/demos/intro/

data-role="listview"

```
<ul data-role="listview" data-inset="true"
data-filter="true">
    <li><a href="#">Acura</a></li>
    <li><a href="#">Audi</a></li>
    <li><a href="#">BMW</a></li>
    <li><a href="#">Cadillac</a></li>
    <li><a href="#">Ferrari</a></li>
</ul>
```

ListView Example

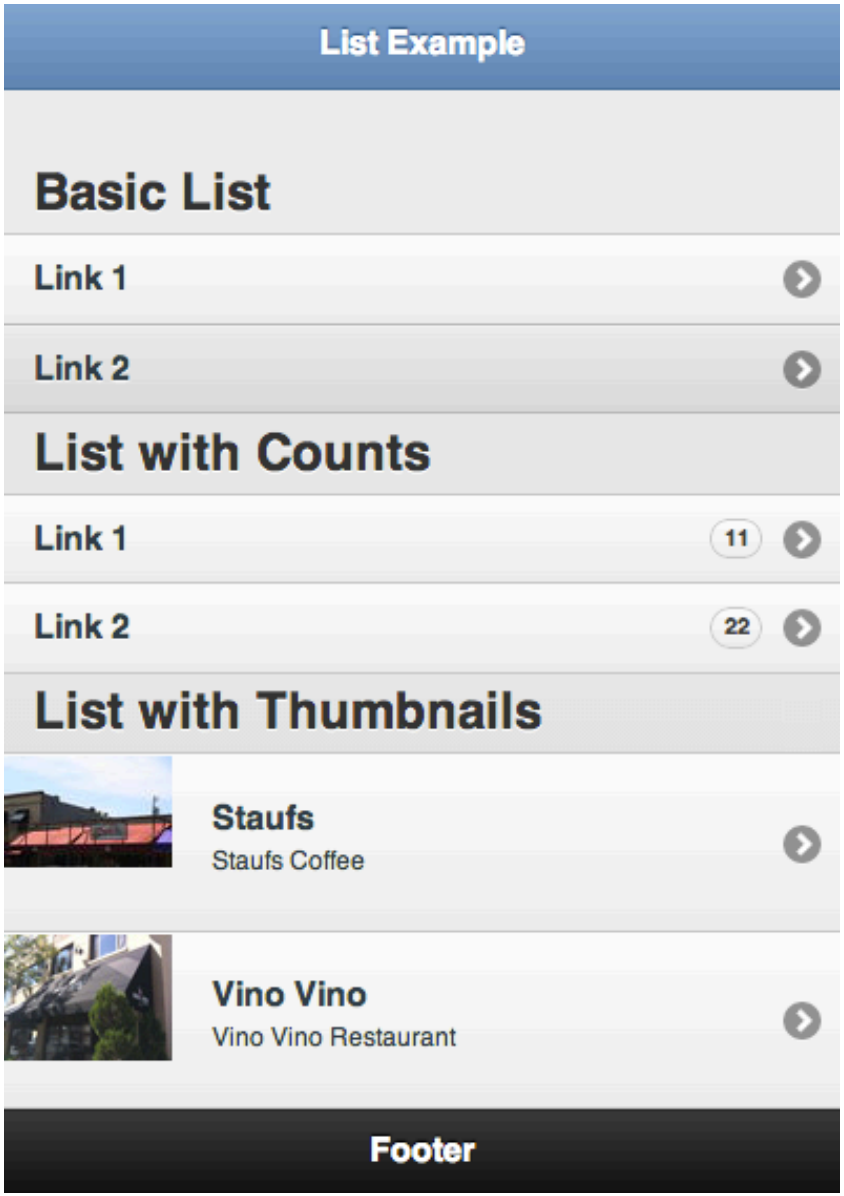

http://www.learnhtml5book.com/chapter5/jquerymobile/lists.html

ListView Example

```
<div data-role="page" >
        <header data-role="header" data-theme="b">
                <h1>List Example</h1>
        </header>
        <section data-role="content">
        <h1>Basic List</h1>
  <ul data-role="listview">
    <li><a href="">Link 1</a></li>
    <li><a href="">Link 2</a></li>
  </ul>

        <h1>List with Counts</h1>
        <ul data-role="listview">
    <li><a href="">Link 1</a><span class="ui-li-count ui-btn-up-c ui-btn-corner-all">11</span></li>
    <li><a href="">Link 2</a><span class="ui-li-count ui-btn-up-c ui-btn-corner-all">22</span></li>
  </ul>

  <h1>List with Thumbnails</h1>
    <ul data-role="listview">
    <li><a href="index.html" class="ui-link-inherit">
                        <img src="staufs_thumb.jpg" class="ui-li-thumb">
                                <h3 class="ui-li-heading">Staufs</h3>
                                <p class="ui-li-desc">Staufs Coffee</p>
                        </a>
                </li>
                <li><a href="index.html" class="ui-link-inherit">
                        <img src="vino-vino_thumb.jpg" class="ui-li-thumb">
                                <h3 class="ui-li-heading">Vino Vino</h3>
                                <p class="ui-li-desc">Vino Vino Restaurant</p>
                        </a>
                </li>
   </ul>
</section>
```

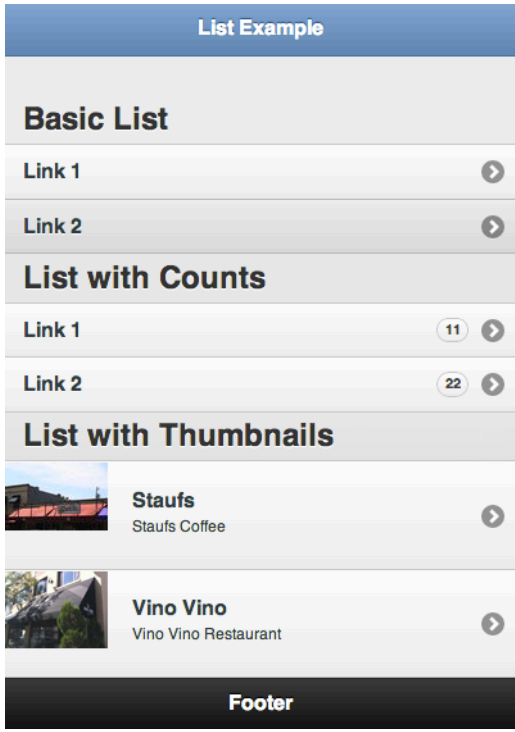

http://www.learnhtml5book.com/chapter5/jquerymobile/lists.html

Form Element

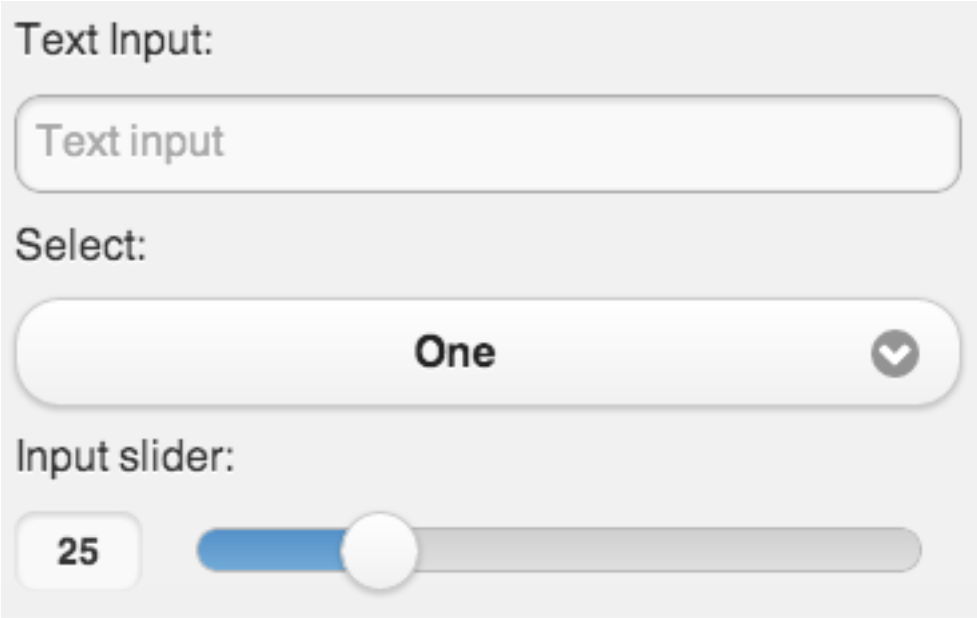


```
<form>
    <label for="textinput-s">Text Input:</label>
    <input type="text" name="textinput-s" id="textinput-s" placeholder="Text input"
value="" data-clear-btn="true">
    <label for="select-native-s">Select:</label>
    <select name="select-native-s" id="select-native-s">
        <option value="small">One</option>
        <option value="medium">Two</option>
        <option value="large">Three</option>
    </select>
    <label for="slider-s">Input slider:</label>
    <input type="range" name="slider-s" id="slider-s" value="25" min="0" max="100"
data-highlight="true">
</form>
```

data-theme="a"

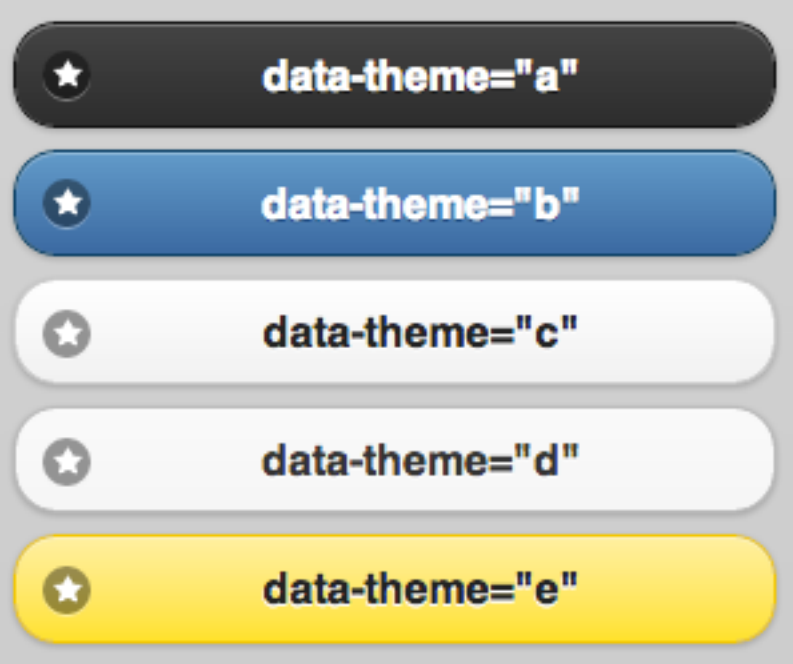


```
<a href="#" data-role="button" data-icon="star" data-theme="a">data-theme="a"</a>
<a href="#" data-role="button" data-icon="star" data-theme="b">data-theme="b"</a>
<a href="#" data-role="button" data-icon="star” data-theme=”c">data-theme="c"</a>
<a href="#" data-role="button" data-icon="star" data-theme="d">data-theme="d"</a>
<a href="#" data-role="button" data-icon="star" data-theme="e">data-theme="e"</a>
```

Source: http://view.jquerymobile.com/1.3.2/dist/demos/intro/

data-icon="star"

```
<a href="#" data-role="button" data-icon="star" data-theme="c">data-icon="star"</a>
```

Custom Icons

```
.ui-icon-myapp-email {
	background-image: url("app-icon-email.png");
}
```

white icon
18x18 pixels
PNG-8 with alpha transparency

Source: http://view.jquerymobile.com/1.3.2/dist/demos/widgets/icons/

jQuery Mobile Icon Pack

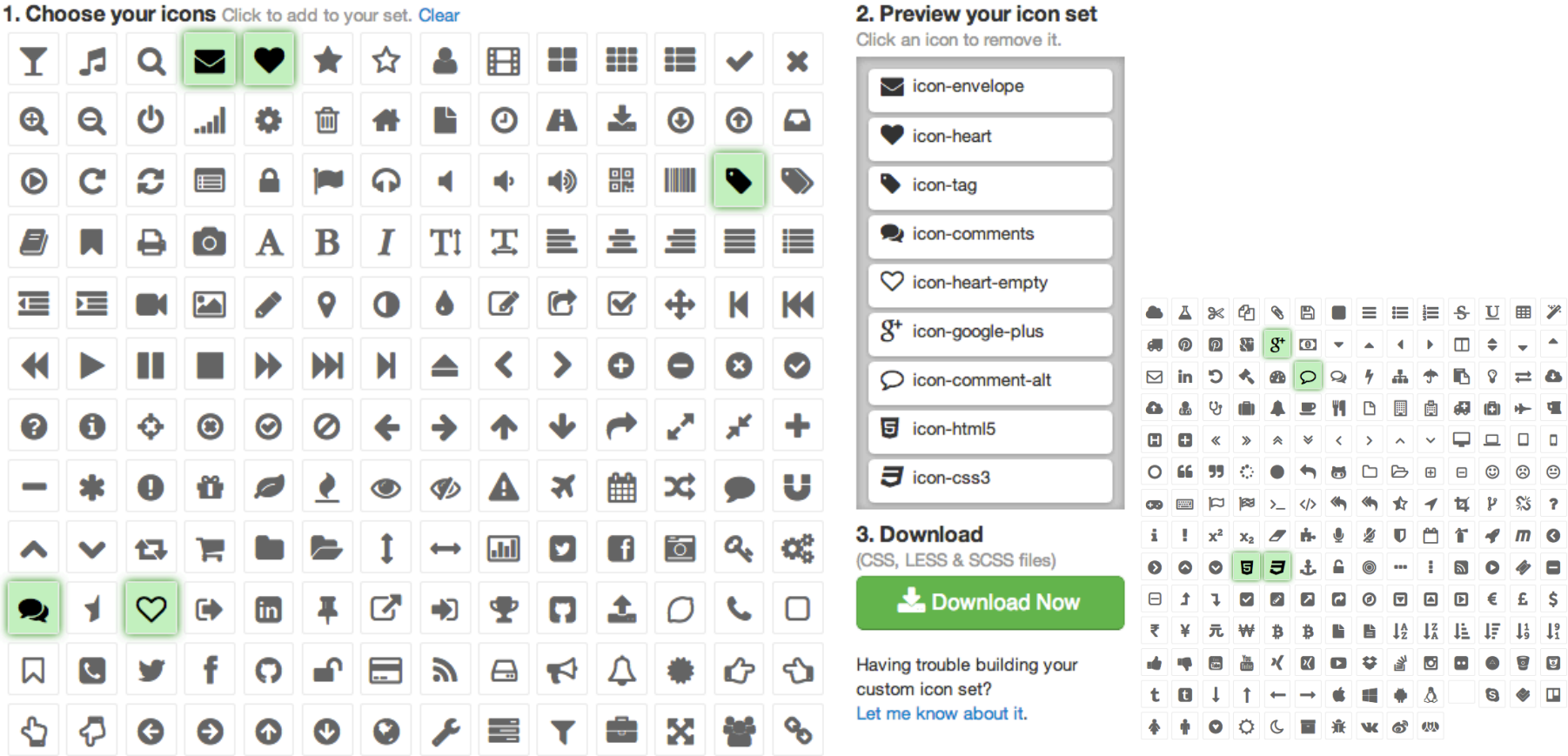

Source: http://jqmiconpack.andymatthews.net/

ThemeRoller for jQuery Mobile

ThemeRoller | jQuery Mobi

themeroller.jquerymobile.com

ThemeRoller
For jQuery Mobile

jQuery Mobile Version 1.4.3 | undo | redo | Inspector off | Download theme zip file | Import or upgrade | Share theme link | Help center

Global | A | B | C | +

Theme Settings

- Font Family
- Corner Radii
- Icon
- Box Shadow

Drag a color onto an element below or pick from the Adobe Kuler swatches

LIGHTNESS SATURATION

Recent Colors colors...

jQuery mobile

Show alternative icons in preview

See icon demos for usage.

A	B	C
Body	Body	Body
Sample text and links.	Sample text and links.	Sample text and links.
List Header	List Header	List Header
Read-only list item	Read-only list item	Read-only list item
Linked list item	Linked list item	Linked list item
Radio	Radio	Radio
Checkbox	Checkbox	Checkbox
On Off	On Off	On Off

http://jquerymobile.com/themeroller/

ThemeRoller for jQuery Mobile

ThemeRoller | jQuery Mobi

jquerymobile.com/themeroller/

ThemeRoller
For jQuery Mobile

jQuery Mobile Version 1.3.2 | undo | redo | Inspector off | Download theme zip file | Import or upgrade | Share theme link | Help center

Global | A | B | C | +

Swatch B — Delete Duplicate

- Header/Footer Bar
- Content Body
  - LINK COLOR #2489ce
  - TEXT COLOR #000000
  - TEXT SHADOW 0 1px 0 #eeeeee
  - BACKGROUND #33cccc
  - BORDER #1c7070
- Button: Normal
- Button: Hover
- Button: Pressed

Drag a color onto an element below or pick from the Adobe Kuler swatches

LIGHTNESS — SATURATION

Recent Colors — colors...

jQuery mobile

A | B | C

Sample text and links.

List Header

Read-only list item

Linked list item

Radio

Checkbox

On | Off

Option 1

Text Input

50

http://jquerymobile.com/themeroller/

http://grandviewave.com

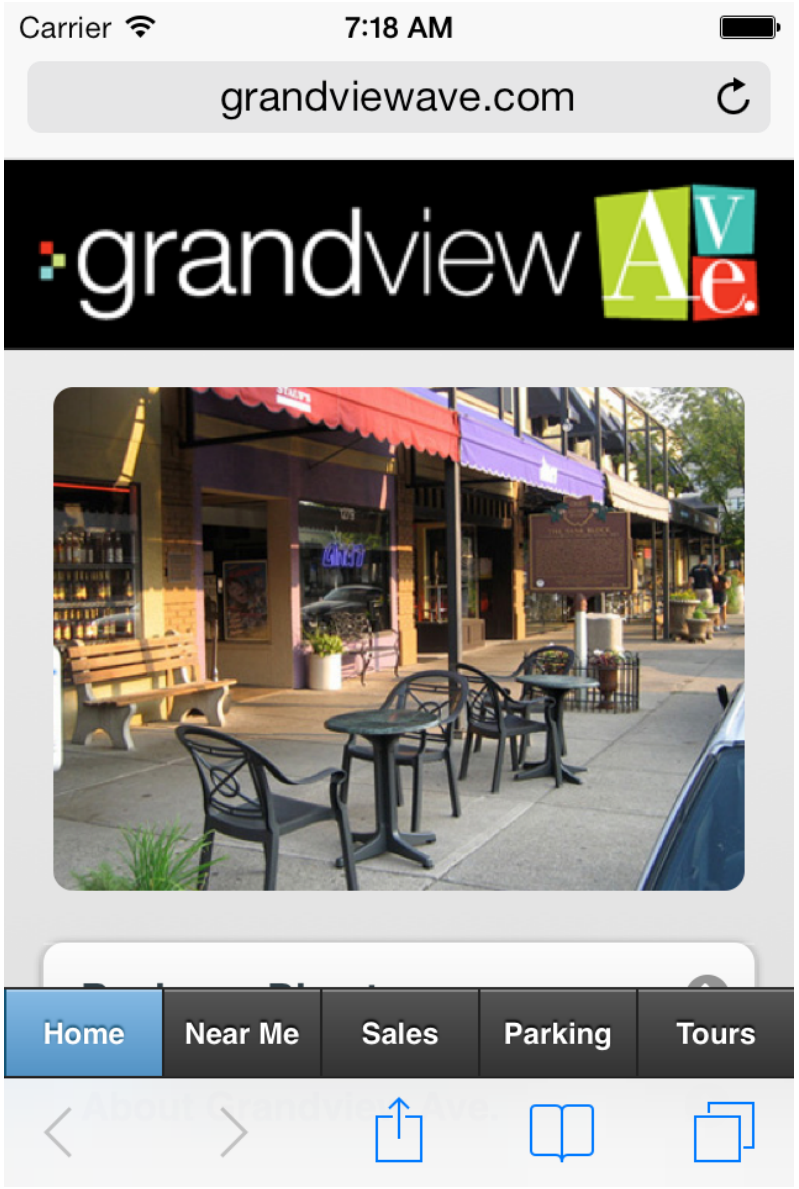

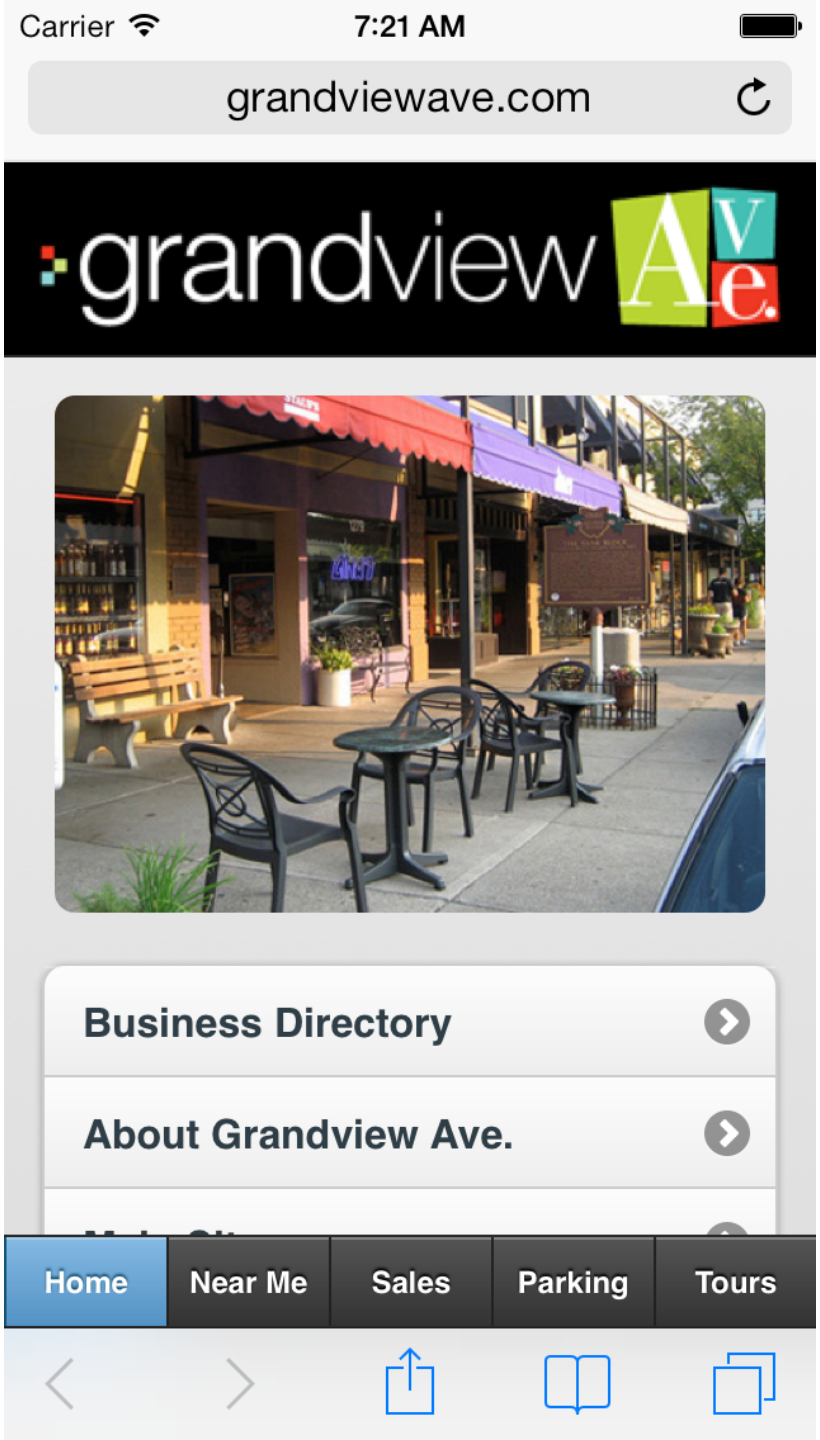

Demo

Building Mobile Apps with jQuery Mobile

http://jsbin.com

Mobile Myday

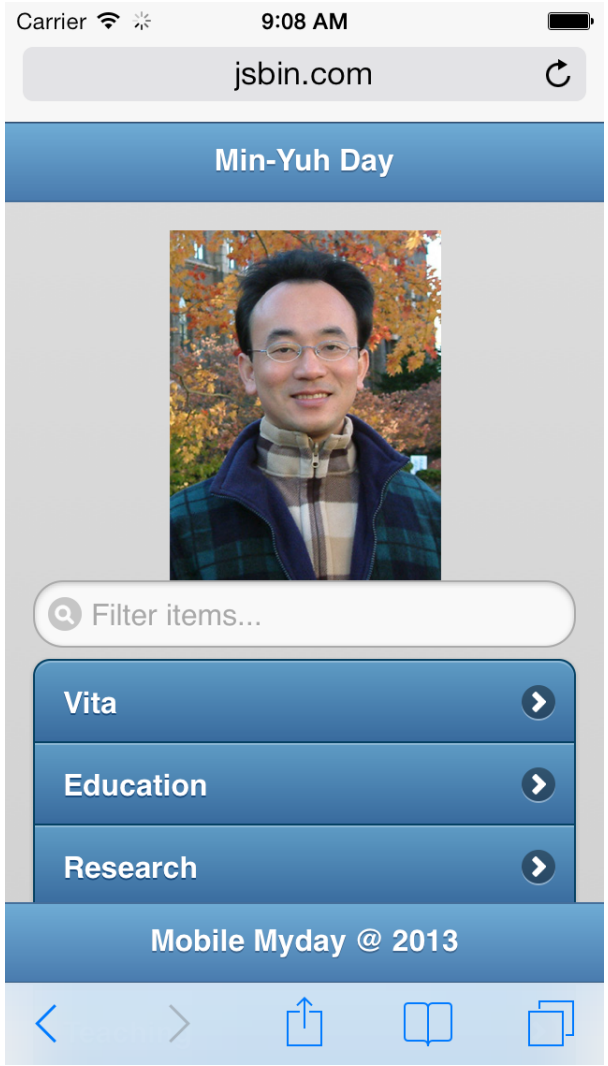

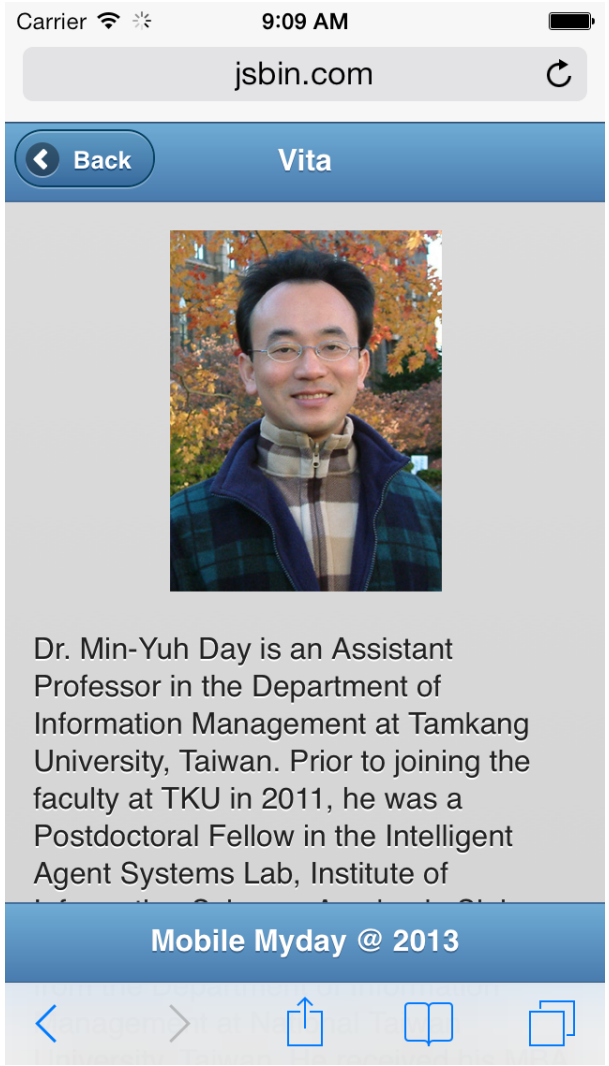

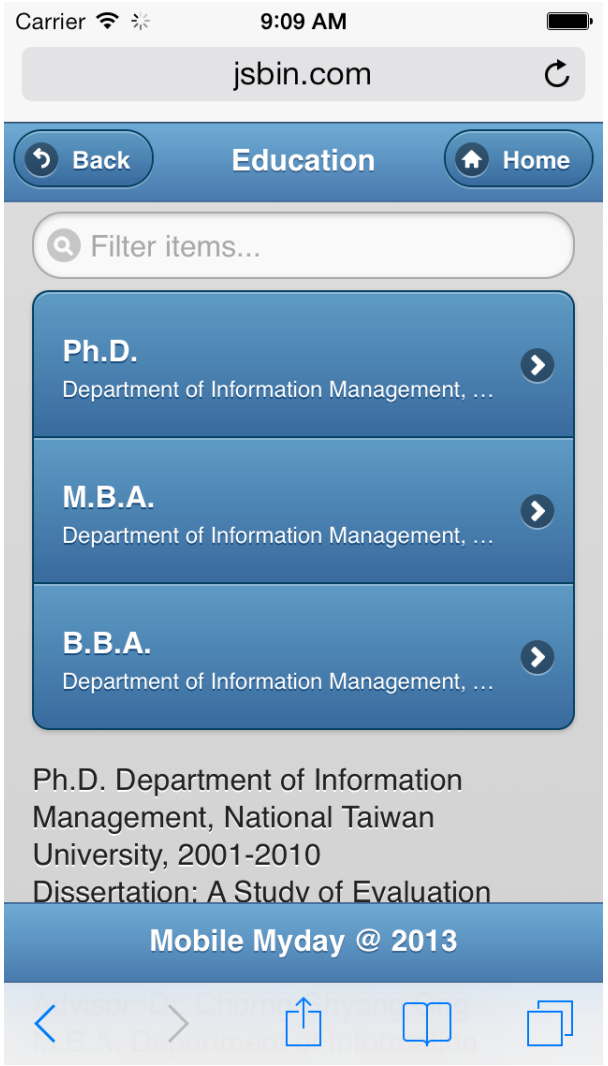

http://jsbin.com/IwOMezo

Online Editor: http://jsbin.com

JS Bin – Collaborative JavaS

jsbin.com

Bins | Add library | HTML | CSS | JavaScript | Console | Output | Log in | Register | Help

HTML

```
<!DOCTYPE html>
<html>
<head>
<meta charset=utf-8 />
<title>JS Bin</title>
</head>
<body>

</body>
</html>
```

Output | Run with JS | Auto-run JS

http://jsbin.com/

Min-Yuh Day Mobile App

jsbin.com/IwOMezo/1/edit

Bins | Add library | Share | HTML | CSS | JavaScript | Console | Output | Log in | Register | Help

HTML

```
<!DOCTYPE html>
<html>
    <head>
       <title>Min-Yuh Day Mobile App</title>
       <meta charset=utf-8 />
       <meta name="viewport" content="width=device-width, initial-scale=1" />
       <script src="http://code.jquery.com/jquery-1.9.1.min.js"></script>
       <link type="text/css" href="http://code.jquery.com/mobile/latest/jquery.mobile.min.css" rel="stylesheet" />
       <script type="text/javascript" src="http://code.jquery.com/mobile/latest/jquery.mobile.min.js"></script>
    </head>

    <body>
        <div data-role="page" id="MyHome" data-theme="b">
            <div data-role="header" data-theme="b">
                <h1>Min-Yuh Day</h1>
            </div><!-- /header -->

            <div data-role="content">
              <div style="text-align:center">
                  <img style="width: 50%; height: 50%" src="http://mail.tku.edu.tw/myday/images/Myday_Photo.jpg">
              </div>
              <ul data-role="listview" data-inset="true" data-filter="true">
                <li><a href="#Vita">Vita</a></li>
                <li><a href="#Education">Education</a></li>
                <li><a href="#Research">Research</a></li>
                <li><a href="#Publications">Publications</a></li>
                <li><a href="#Teaching">Teaching</a></li>
                <li><a href="#ProfessionalActivities">Professional Activities</a></li>
              </ul>

              <a href="http://mail.tku.edu.tw/myday" data-role="button" data-icon="star">Classic Web</a>

            </div><!-- /content -->

            <div data-role="footer" data-position="fixed" data-theme="b">
                <h4>Mobile Myday @ 2013</h4>
            </div><!-- /footer -->
        </div><!-- /page 1 MyHome-->

        <div data-role="page" id="Vita" data-add-back-btn="true" data-theme="b">
            <div data-role="header" data-theme="b">
```

Output | Run with JS | Auto-run JS

Min-Yuh Day



Filter items...

- Vita
- Education
- Research
- Publications
- Teaching
- Professional Activities

Classic Web

Mobile Myday @ 2013

http://jsbin.com/IwOMezo

jQuery jQuery.Mobile js css

```
<!DOCTYPE html>
<html>
  <head>
    <title>Min-Yuh Day Mobile App</title>
    <meta charset=utf-8 />
    <meta name="viewport" content="width=device-width, initial-scale=1" />
    <script src="http://code.jquery.com/jquery-1.9.1.min.js"></script>
    <link type="text/css" href="http://code.jquery.com/mobile/latest/jquery.mobile.min.css" rel="stylesheet" />
    <script type="text/javascript" src="http://code.jquery.com/mobile/latest/jquery.mobile.min.js"></script>
  </head>
```

http://jsbin.com/IwOMezo

Page 1 MyHome

```
<body>
  <div data-role="page" id="first" data-theme="b">
    <div data-role="header" data-theme="b">
      <h1>Min-Yuh Day</h1>
     <a href="index.html" data-icon="home">Home</a>
    </div><!-- /header -->

    <div data-role="content">
     <div style="text-align:center">
       <img style="width: 50%; height: 50%" src="http://mail.tku.edu.tw/myday/images/Myday_Photo.jpg">
     </div>
     <ul data-role="listview" data-inset="true" data-filter="true">
      <li><a href="#Vita">Vita</a></li>
      <li><a href="#Education">Education</a></li>
      <li><a href="#Research">Research</a></li>
      <li><a href="#Publications">Publications</a></li>
      <li><a href="#Teaching">Teaching</a></li>
      <li><a href="#ProfessionalActivities">Professional Activities</a></li>
     </ul>

     <a href="http://mail.tku.edu.tw/myday" data-role="button" data-icon="star">Classic Web</a>

    </div><!-- /content -->

    <div data-role="footer" data-position="fixed" data-theme="b">
      <h4>Mobile Myday @ 2013</h4>
    </div><!-- /footer -->
  </div><!-- /page 1-->
```

http://jsbin.com/IwOMezo

Page 2 Vita

```
<div data-role="page" id="Vita" data-add-back-btn="true" data-theme="b">
        <div data-role="header" data-theme="b">
           <h1>Vita</h1>
        </div><!-- /header -->
        <div data-role="content">
          <div style="text-align:center">
             <img style="width: 50%; height: 50%" src="http://mail.tku.edu.tw/myday/images/Myday_Photo.jpg">
          </div>
          <p>Dr. Min-Yuh Day is an Assistant Professor in the Department of Information Management at Tamkang
University, Taiwan. ….</p>
        </div><!-- /content -->
        <div data-role="footer" data-position="fixed" data-theme="b">
           <h4>Mobile Myday @ 2013</h4>
        </div><!-- /footer -->
      </div><!-- /page 2 Vita-->
```

http://jsbin.com/IwOMezo

Page 3 Education

```
<div data-role="page" id="Education" data-theme="b">
        <div data-role="header" data-position="inline" data-theme="b">
           <a data-icon="back" data-rel="back" back-btn="true">Back</a>
           <h1>Education</h1>
          <a href="#" data-icon="home">Home</a>
        </div><!-- /header -->
        <div data-role="content">

          <ul data-role="listview" data-inset="true" data-filter="true">
            <li>
               <a href="#" class="ui-link-inherit">
                 <h3 class="ui-li-heading">Ph.D.</h3>
                 <p class="ui-li-desc">Department of Information Management, National Taiwan University, 2001-2010</p>
                                    </a>
            </li>
            <li>
               <a href="#" class="ui-link-inherit">
                 <h3 class="ui-li-heading">M.B.A.</h3>
                 <p class="ui-li-desc">Department of Information Management, Tamkang University, 1993-1995</p>
                                    </a>
            </li>
            <li>
               <a href="#" class="ui-link-inherit">
                 <h3 class="ui-li-heading">B.B.A.</h3>
                 <p class="ui-li-desc">Department of Information Management, Tamkang University, 1989-1993</p>
                                    </a>
            </li>
          </ul>

        </div><!-- /content -->
        <div data-role="footer" data-position="fixed" data-theme="b">
           <h4>Mobile Myday @ 2013</h4>
        </div><!-- /footer -->
      </div><!-- /page 3 Education-->


    </body>
</html>
```

http://jsbin.com/IwOMezo

Mobile Myday

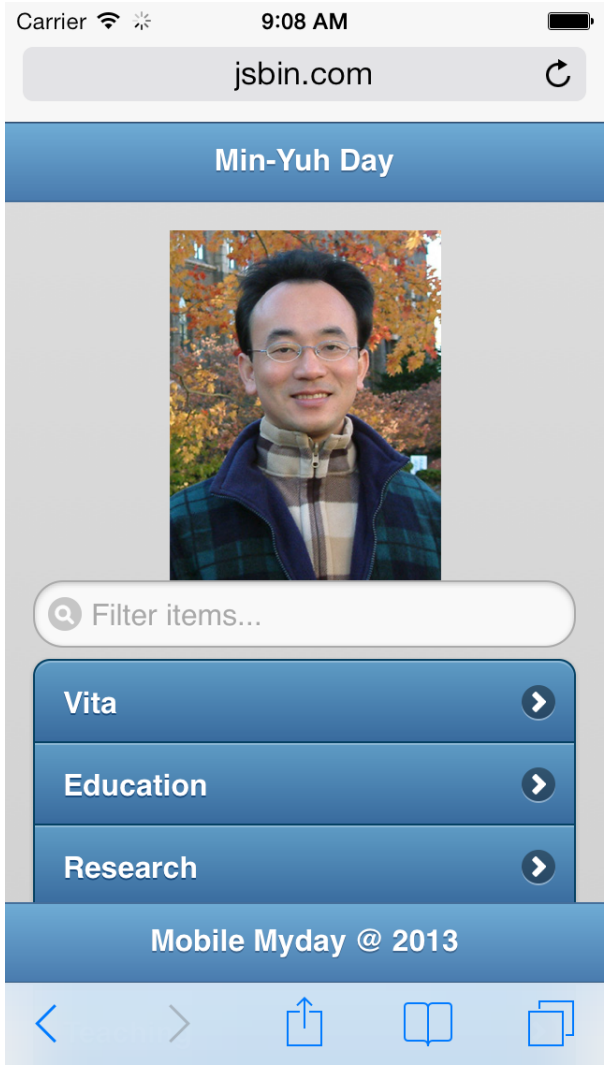

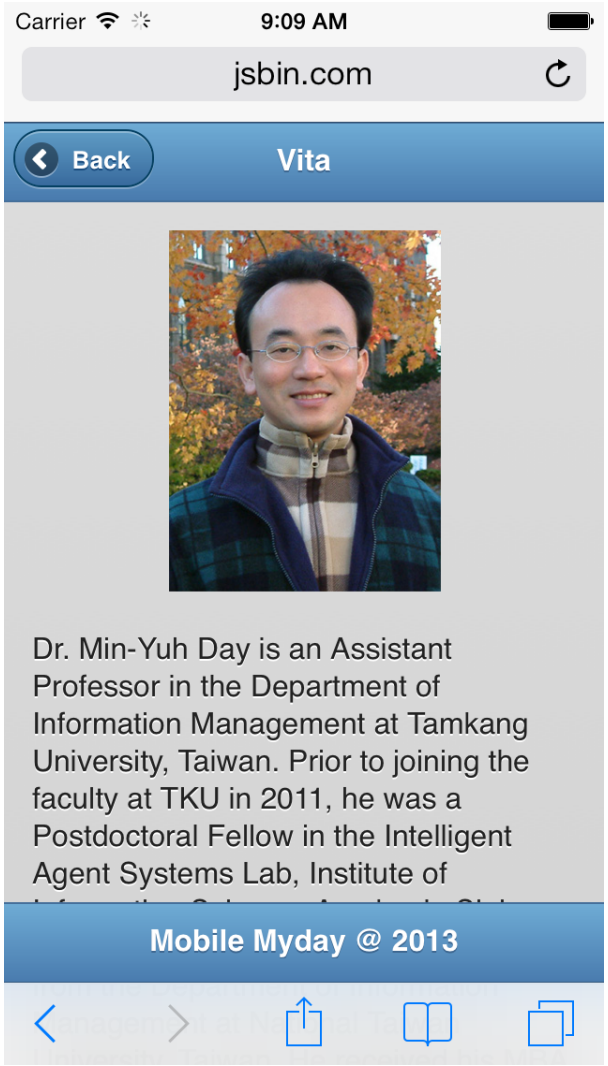

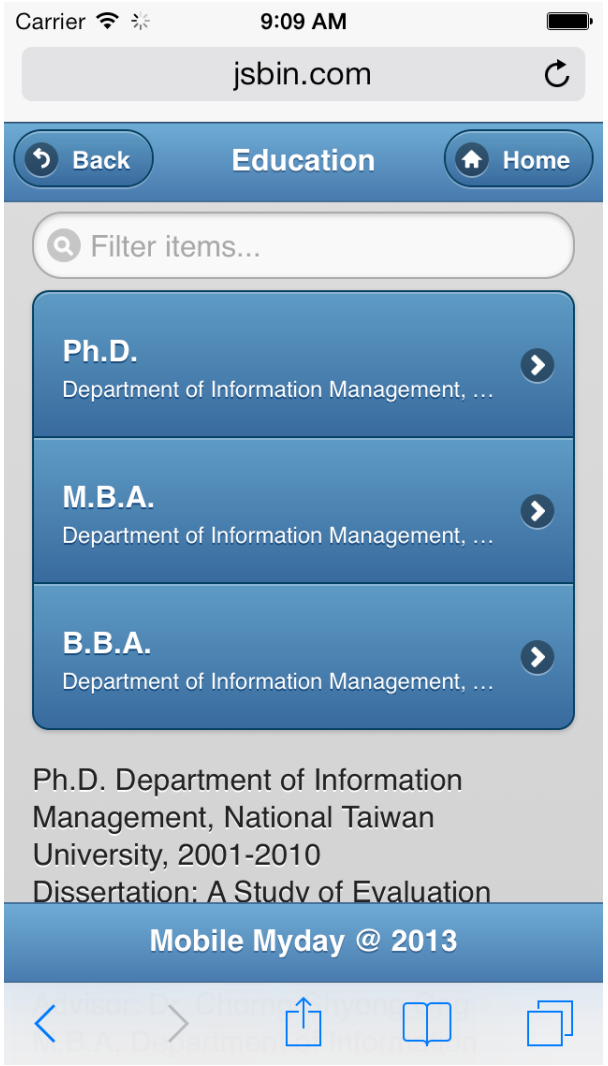

http://jsbin.com/IwOMezo

Mobile Myday

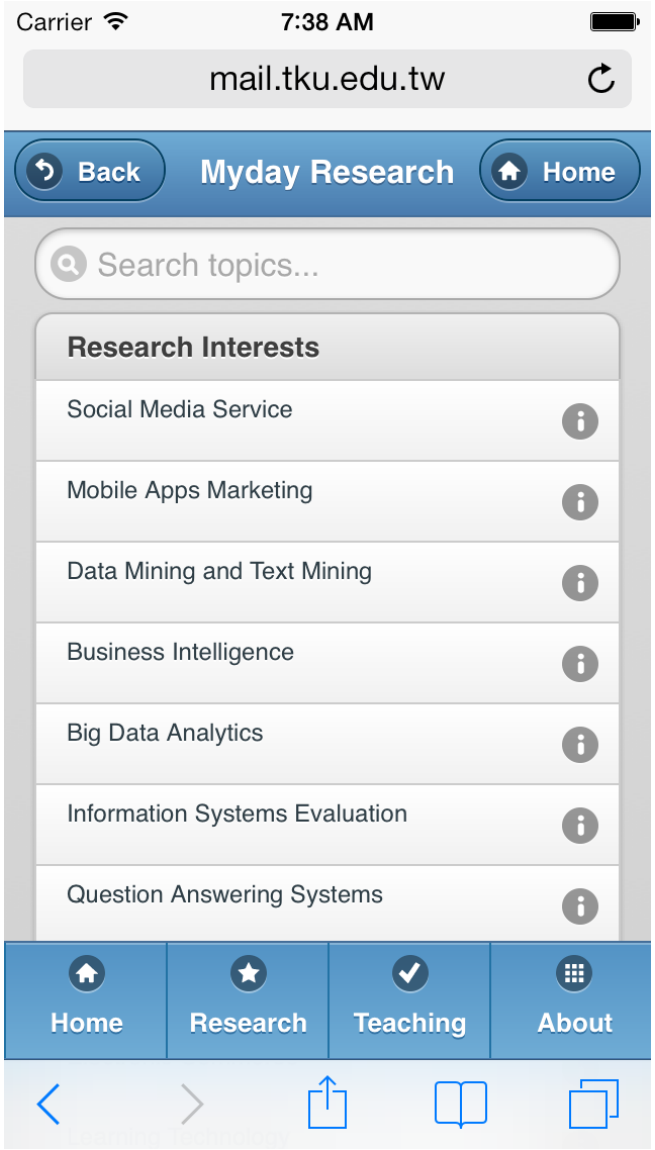

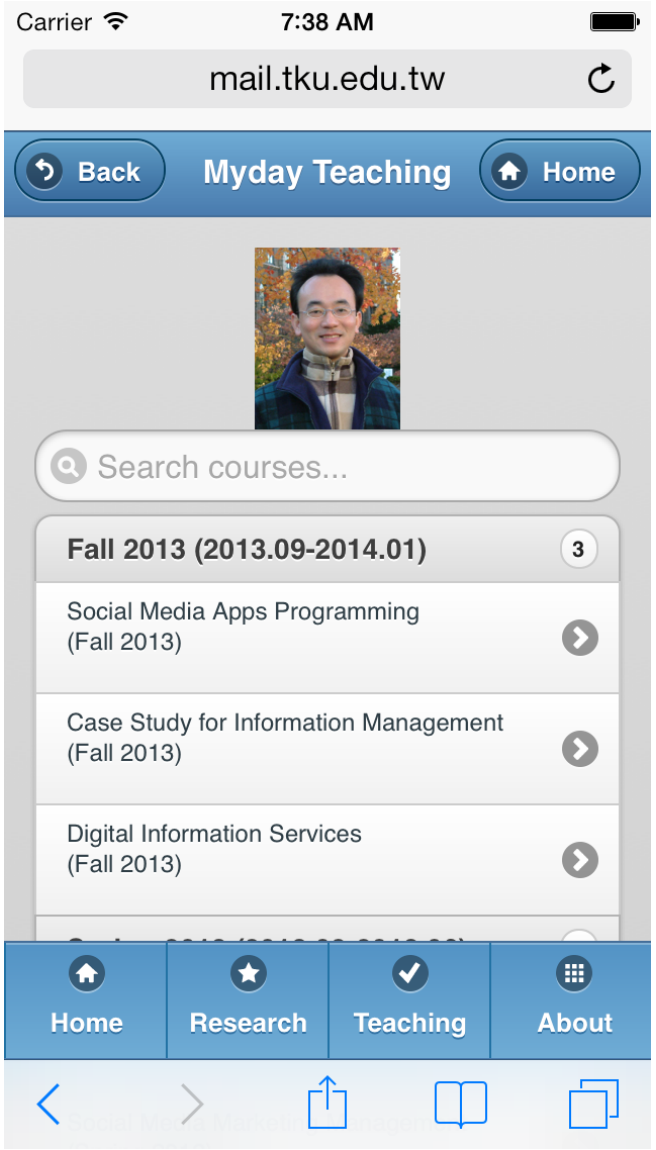

http://mail.tku.edu.tw/myday/m

Page 4 Research

```
<div data-role="page" id="Research" data-theme="b">
        <div data-role="header" data-position="inline" data-theme="b">
           <a data-icon="back" data-rel="back" back-btn="true">Back</a>
           <h1>Myday Research</h1>
          <a href="#MyHome" data-icon="home">Home</a>
        </div><!-- /header -->
        <div data-role="content">

          <ul data-role="listview" data-inset="true" data-filter="true" data-filter-placeholder="Search topics..." data-theme="c">
           <li data-role="list-divider" data-theme="c">Research Interests</li>
           <li data-icon="info"><a href="#"><p>Social Media Service</p></a></li>
           <li data-icon="info"><a href="#"><p>Mobile Apps Marketing</p></a></li>
           <li data-icon="info"><a href="#"><p>Data Mining and Text Mining</p></a></li>
           <li data-icon="info"><a href="#"><p>Business Intelligence</p></a></li>
           <li data-icon="info"><a href="#"><p>Big Data Analytics</p></a></li>
           <li data-icon="info"><a href="#"><p>Information Systems Evaluation</p></a></li>
           <li data-icon="info"><a href="#"><p>Question Answering Systems</p></a></li>
           <li data-icon="info"><a href="#"><p>Knowledge Management</p></a></li>
           <li data-icon="info"><a href="#"><p>Electronic Commerce</p></a></li>
           <li data-icon="info"><a href="#"><p>Learning Technology</p></a></li>
           <li data-icon="info"><a href="#"><p>Intelligent Information Systems</p></a></li>
           <li data-icon="info"><a href="#"><p>Biomedical Informatics</p></a></li>
          </ul>

        </div><!-- /content -->

        <div data-role="footer" data-position="fixed" data-theme="b">
           <div data-role="navbar">
            <ul>
            <li><a href="#MyHome" class="ui-btn-active ui-state-persist" data-transition="fade" data-icon="home">Home</a></li>
            <li><a href="#Research" class="ui-btn-active ui-state-persist" data-transition="fade" data-icon="star">Research</a></li>
            <li><a href="#Teaching" class="ui-btn-active ui-state-persist" data-transition="fade" data-icon="check">Teaching</a></li>
            <li><a href="#About" class="ui-btn-active ui-state-persist" data-transition="fade" data-icon="grid">About</a></li>
            </ul>
           </div>
        </div><!-- /footer -->

      </div><!-- /page 4 Research-->
```

http://mail.tku.edu.tw/myday/m

Page 5 Teaching

```
<div data-role="page" id="Teaching" data-theme="b">
        <div data-role="header" data-position="inline" data-theme="b">
           <a data-icon="back" data-rel="back" back-btn="true">Back</a>
           <h1>Myday Teaching</h1>
          <a href="#MyHome" data-icon="home">Home</a>
        </div><!-- /header -->

        <div data-role="content">
          <div style="text-align:center">
             <img style="width: 25%; height: 25%" src="http://mail.tku.edu.tw/myday/images/Myday_Photo.jpg">
          </div>
          <ul data-role="listview" data-inset="true" data-filter="true"  data-filter-placeholder="Search courses..." data-theme="c">
           <li data-role="list-divider" data-theme="c">Fall 2013 (2013.09-2014.01)<span class="ui-li-count">3</span></li>
           <li><a href="http://mail.tku.edu.tw/myday/teaching.htm#1021SMAP" rel="external"><p>Social Media Apps Programming <br>(Fall 2013)</p></a></li>
           <li><a href="http://mail.tku.edu.tw/myday/teaching.htm#1021CSIM4B" rel="external"><p>Case Study for Information Management <br>(Fall
2013)</p></a></li>
           <li><a href="http://mail.tku.edu.tw/myday/teaching.htm#1021IS" rel="external"><p>Digital Information Services <br>(Fall 2013)</p></a></li>
           <li data-role="list-divider" data-theme="c">Spring 2013 (2013.02-2013.06)<span class="ui-li-count">4</span></li>
           <li><a href="http://mail.tku.edu.tw/myday/teaching.htm#1012BIT" rel="external"><p>Business Intelligence Trends <br>(Spring 2013)</p></a></li>
           <li><a href="http://mail.tku.edu.tw/myday/teaching.htm#1012SMMM" rel="external"><p>Social Media Marketing Management <br>(Spring
2013)</p></a></li>
           <li><a href="http://mail.tku.edu.tw/myday/teaching.htm#1012DM" rel="external"><p>Data Mining <br>(Spring 2013)</p></a></li>
           <li><a href="http://mail.tku.edu.tw/myday/teaching.htm#1012ISM" rel="external"><p>The Issue of Information Security Management <br>(Spring
2013)</p></a></li>
          </ul>
        </div><!-- /content -->

        <div data-role="footer" data-position="fixed" data-theme="b">
           <div data-role="navbar">
             <ul>
             <li><a href="#MyHome" class="ui-btn-active ui-state-persist" data-transition="fade" data-icon="home">Home</a></li>
             <li><a href="#Research" class="ui-btn-active ui-state-persist" data-transition="fade" data-icon="star">Research</a></li>
             <li><a href="#Teaching" class="ui-btn-active ui-state-persist" data-transition="fade" data-icon="check">Teaching</a></li>
             <li><a href="#About" class="ui-btn-active ui-state-persist" data-transition="fade" data-icon="grid">About</a></li>
             </ul>
           </div>
        </div><!-- /footer -->
      </div><!-- /page 5 Teaching-->
```

http://mail.tku.edu.tw/myday/m

Summary

- jQuery Mobile
  - JavaScript Library
  - jQuery
  - jQuery UI
- Demo
  - Building Mobile Apps with JQuery Mobile

References

- Learn HTML5 and JavaScript for iOS: Web Standards-based Apps for iPhone, iPad, and iPod touch, Scott Preston, Apress, 2012
- jQuery Mobile
  - http://jquerymobile.com/
- W3schools jQuery Mobile
  - http://www.w3schools.com/jquerymobile/default.asp