

# Case Study for Information Management 資訊管理個案

## Enhancing Decision Making: CompStat (Chap. 12)

1021CSIM4C12

TLMXB4C (M1824)

Wed 6, 7, 8 (13:10-16:00) B701

Min-Yuh Day

戴敏育

Assistant Professor

專任助理教授

Dept. of Information Management, Tamkang University

淡江大學 資訊管理學系

<http://mail.tku.edu.tw/myday/>

2013-12-18

# 課程大綱 (Syllabus)

週次	日期	內容 (Subject/Topics)
1	102/09/18	Introduction to Case Study for Information Management
2	102/09/25	Information Systems in Global Business: UPS (Chap. 1)
3	102/10/02	Global E-Business and Collaboration: NTUC Income (Chap. 2)
4	102/10/09	Information Systems, Organization, and Strategy: iPad and Apple (Chap. 3)
5	102/10/16	IT Infrastructure and Emerging Technologies: Salesforce.com (Chap. 5)
6	102/10/23	Foundations of Business Intelligence: Lego (Chap. 6)

# 課程大綱 (Syllabus)

週次	日期	內容 (Subject/Topics)
7	102/10/30	Telecommunications, the Internet, and Wireless Technology: Google, Apple, and Microsoft (Chap. 7)
8	102/11/06	Securing Information System: Facebook (Chap. 8)
9	102/11/13	Midterm Report (期中報告)
10	102/11/20	期中考試週
11	102/11/27	Enterprise Application: Border States Industries Inc. (BSE) (Chap. 9)
12	102/12/04	E-commerce: Amazon vs. Walmart (Chap. 10)

# 課程大綱 (Syllabus)

週次	日期	內容 (Subject/Topics)
13	102/12/11	Knowledge Management: Tata Consulting Services (Chap. 11) [Invited Speaker]
14	102/12/18	Enhancing Decision Making: CompStat (Chap. 12)
15	102/12/25	Final Report I (期末報告 I)
16	103/01/01	開國紀念日(放假一天) (New Year's Day)(Day off)
17	103/01/08	Final Report II (期末報告 II)
18	103/01/15	期末考試週

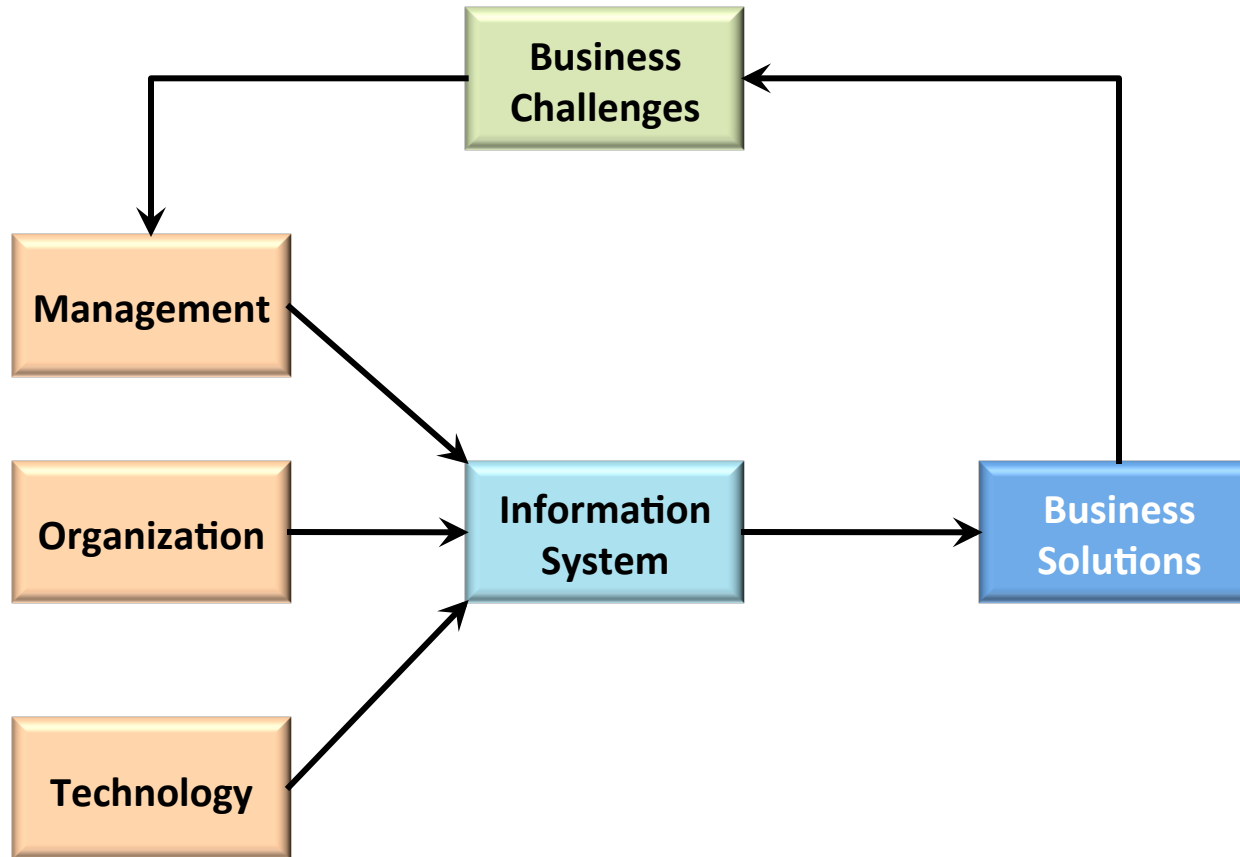
**Chap. 12**  
**Enhancing Decision Making:**  
**CompStat**

# Case Study: CompStat

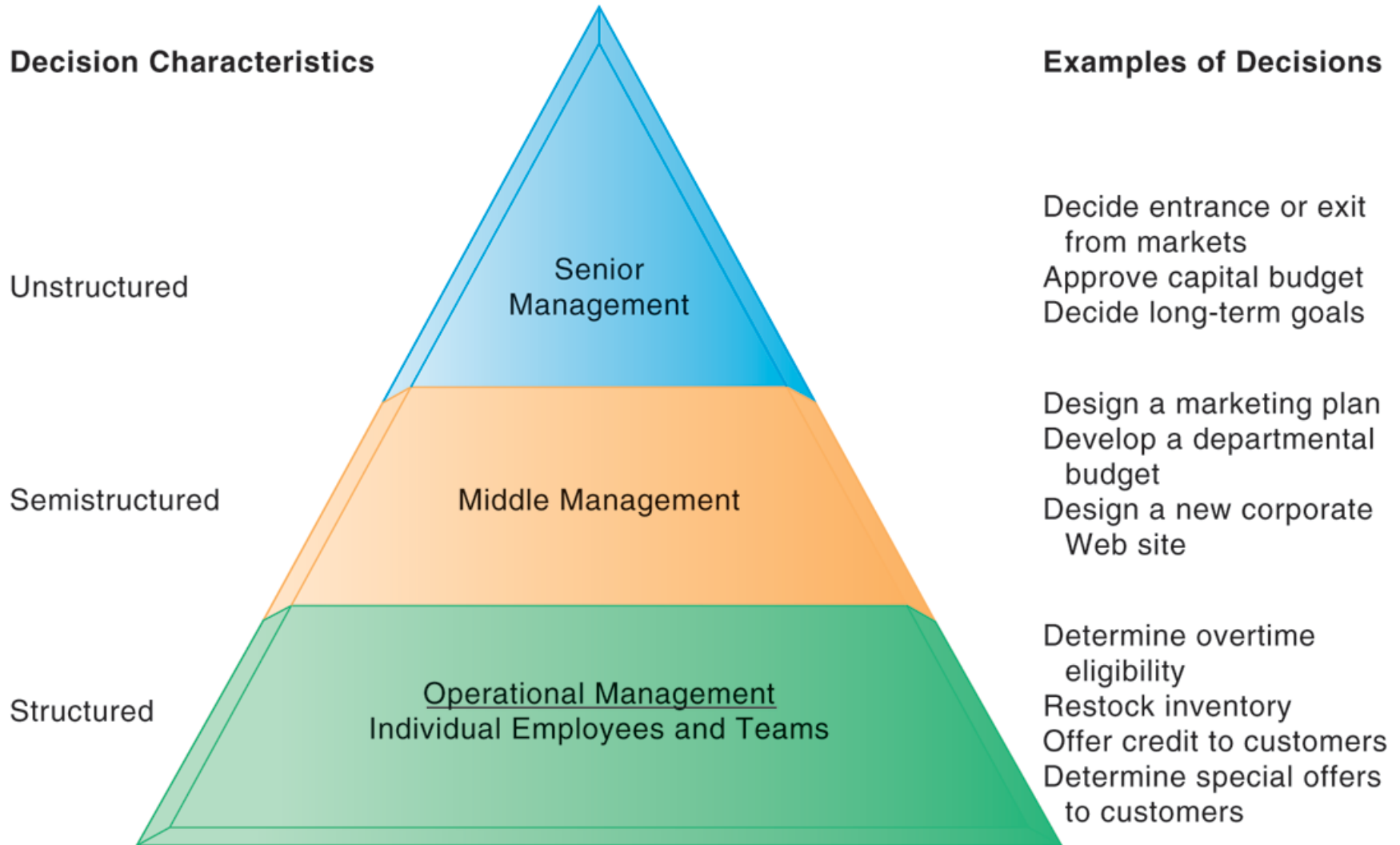
## Does CompStat Reduce Crime? (Chap. 12)

1. What management, organization, and technology factors make CompStat effective?
2. Can police departments effectively combat crime without the CompStat system?  
Is community policing incompatible with CompStat?  
Explain your answer.
3. Why would officers misreport certain data to CompStat?  
What should be done about the misreporting of data?  
How can it be detected?

# Overview of Fundamental MIS Concepts

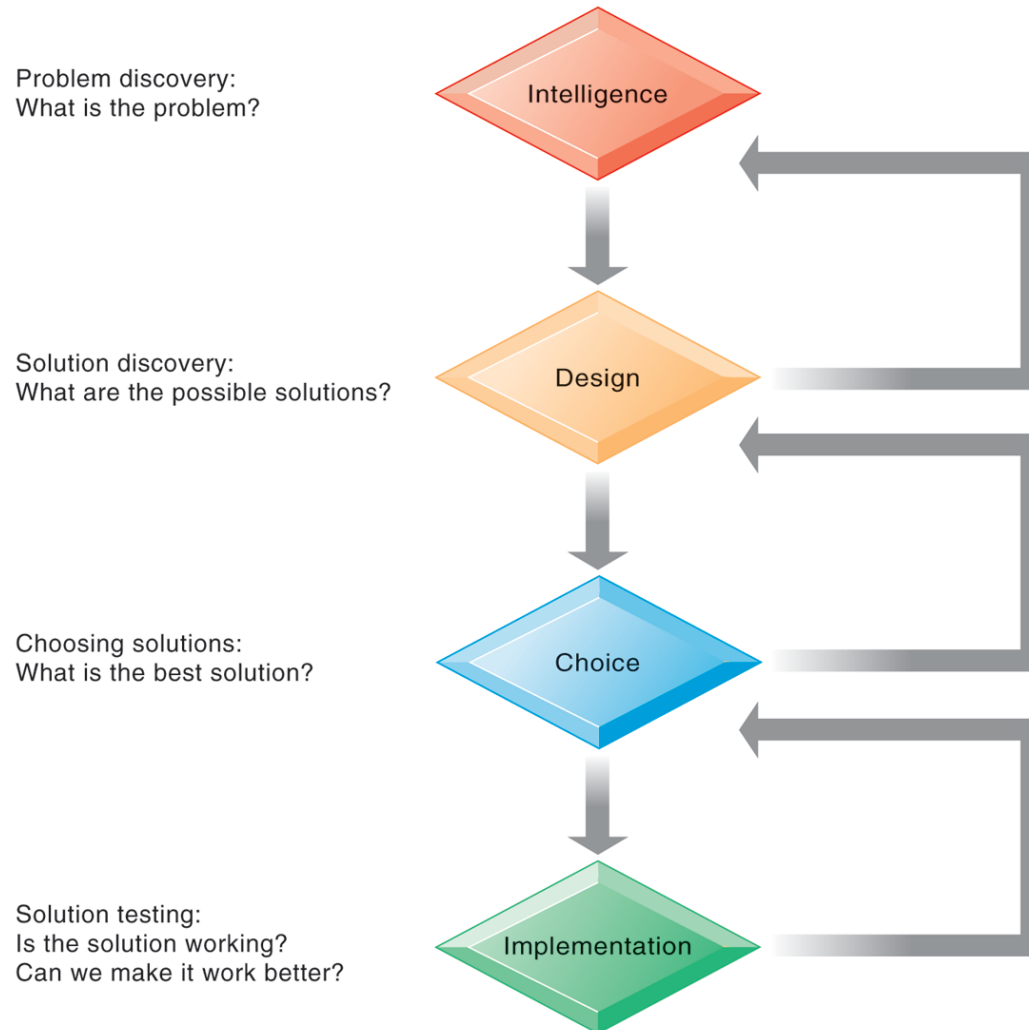


# INFORMATION REQUIREMENTS OF KEY DECISION-MAKING GROUPS IN A FIRM





# 4 STAGES IN DECISION MAKING



# Classical model of management: 5 functions

1. Planning
2. Organizing
3. Coordinating
4. Deciding
5. Controlling

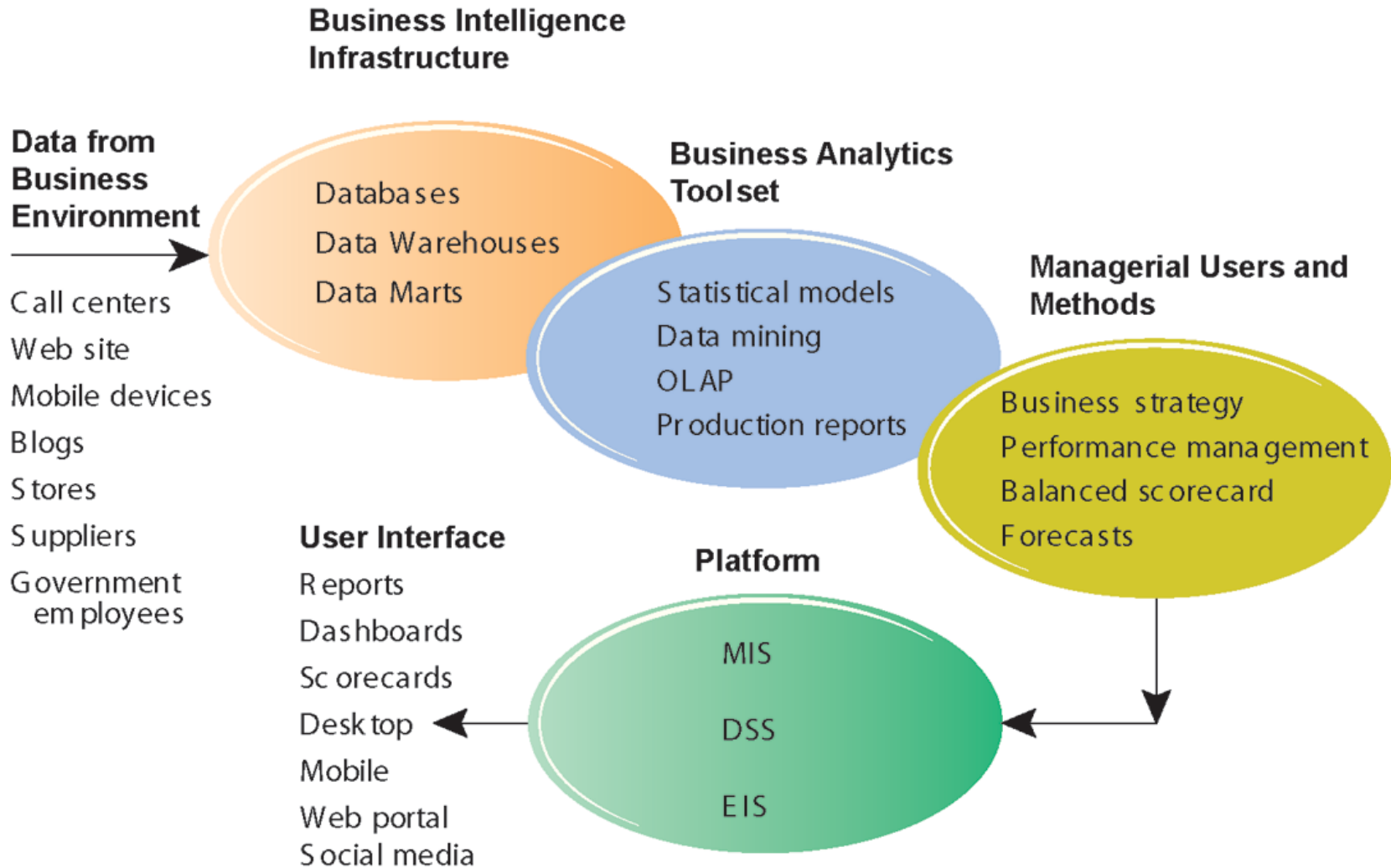
# Mintzberg's 10 managerial roles

- Interpersonal roles
  1. Figurehead
  2. Leader
  3. Liaison
- Informational roles
  4. Nerve center
  5. Disseminator
  6. Spokesperson
- **Decisional roles**
  7. Entrepreneur
  8. Disturbance handler
  9. Resource allocator
  10. Negotiator

# Business Intelligence (BI) in Enterprise

- Business Intelligence
  - Infrastructure for collecting, storing, analyzing data produced by business
  - Databases, data warehouses, data marts
- Business Analytics
  - Tools and techniques for analyzing data
  - OLAP, statistics, models, data mining
- Business Intelligence Vendors
  - Create business intelligence and analytics purchased by firms

# BUSINESS INTELLIGENCE AND ANALYTICS FOR DECISION SUPPORT



# Business intelligence and analytics capabilities

- Goal is to deliver accurate real-time information to decision-makers
- Main functionalities of BI systems
  1. Production reports
  2. Parameterized reports
  3. Dashboards/scorecards
  4. Ad hoc query/search/report creation
  5. Drill down
  6. Forecasts, scenarios, models

# Business Intelligence Users

- 80% are casual users relying on production reports
- Senior executives
  - Use monitoring functionalities
- Middle managers and analysts
  - Ad-hoc analysis
- Operational employees
  - Prepackaged reports
  - E.g. sales forecasts, customer satisfaction, loyalty and attrition, supply chain backlog, employee productivity

# Business Intelligence Users

**Power Users:  
Producers  
(20% of employees)**

## Capabilities

**Casual Users:  
Consumers  
(80% of employees)**

IT developers

Production Reports

Customers/Suppliers  
Operational employees

Super users

Parameterized Reports

Senior managers

Business analysts

Dashboards/Scorecards

Managers/Staff

Analytical modelers

Ad hoc queries; Drill down  
Search/OLAP

Forecasts; What if  
Analysis; statistical models

Business analysts



# Examples of BI applications

- Predictive analytics
  - Use patterns in data to predict future behavior
  - E.g. Credit card companies use predictive analytics to determine customers at risk for leaving
- Data visualization
  - Help users see patterns and relationships that would be difficult to see in text lists
- Geographic information systems (GIS)
  - Ties location-related data to maps

# Management strategies for developing BI and BA capabilities

- Two main strategies
  1. One-stop integrated solution
    - Hardware firms sell software that run optimally on their hardware
    - Makes firm dependent on single vendor – switching costs
  2. Multiple best-of-breed solution
    - Greater flexibility and independence
    - Potential difficulties in integration
    - Must deal with multiple vendors

# Decision Support Systems

- Use mathematical or analytical models
- Allow varied types of analysis
  - “What-if” analysis
  - Sensitivity analysis
  - Backward sensitivity analysis
  - Multidimensional analysis / OLAP
    - E. g. pivot tables

# SENSITIVITY ANALYSIS

Total fixed costs	19000					
Variable cost per unit	3					
Average sales price	17					
Contribution margin	14					
Break-even point	1357					
		Variable Cost per Unit				
Sales	1357	2	3	4	5	6
Price	14	1583	1727	1900	2111	2375
	15	1462	1583	1727	1900	2111
	16	1357	1462	1583	1727	1900
	17	1267	1357	1462	1583	1727
	18	1188	1267	1357	1462	1583

# Decision-support for senior management

- Help executives focus on important performance information
- Balanced scorecard method:
  - Measures outcomes on four dimensions:
    1. Financial
    2. Business process
    3. Customer
    4. Learning & growth
  - Key performance indicators (KPIs) measure each dimension

# THE BALANCED SCORECARD FRAMEWORK



# Decision-support for senior management (cont.)

- Business performance management (BPM)
  - Translates firm's strategies (e.g. differentiation, low-cost producer, scope of operation) into operational targets
  - KPIs developed to measure progress towards targets
- Data for ESS
  - Internal data from enterprise applications
  - External data such as financial market databases
  - Drill-down capabilities

# 2013/12/25

## Final Report (期末報告)

- 請各組組長整理期末報告資料檔案，  
於2013/12/25 (週三) 下午 1:00 前，  
完成Email 寄出以下兩個壓縮檔的下載連結，  
給所有組員和老師 (正本to: 老師，副本cc: 所有組員)。
  - 1. 整組各次簡報的 ppt (含整組期末報告目錄 ppt) 壓縮檔
    - (例如：MI4C\_資訊管理個案\_第1組\_學期各次簡報.zip)。
  - 2. 整組各組員的
    - [(1) 個人期末報告.ppt
    - (2) 個人整學期的書面報告.pdf
    - (3) 個人學期總心得.doc]之壓縮檔
    - (例如：MI4C\_資訊管理個案\_第1組\_組員個人期末報告.zip)。



# 資訊管理個案

## (Case Study for Information Management)

1. 請同學於資訊管理個案討論前  
應詳細研讀個案，並思考個案研究問題。
2. 請同學於上課前複習相關資訊管理相關  
理論，以作為個案分析及擬定管理對策的  
依據。
3. 請同學於上課前  
先繳交個案研究問題書面報告。

# References

- Kenneth C. Laudon & Jane P. Laudon (2012),  
Management Information Systems: Managing the  
Digital Firm, Twelfth Edition, Pearson.
- 周宣光 譯 (2011),  
資訊管理系統—管理數位化公司，  
第12版，東華書局